



FY 2025 Annual Report

**UNITED STATES
SECURITIES AND EXCHANGE COMMISSION
Washington, D.C. 20549
FORM 10-K**

(Mark one)

ANNUAL REPORT PURSUANT TO SECTION 13 OR 15(d) OF THE SECURITIES EXCHANGE ACT OF 1934

For the fiscal year ended December 31, 2025

or

TRANSITION REPORT PURSUANT TO SECTION 13 OR 15(d) OF THE SECURITIES EXCHANGE ACT OF 1934

For the transition period from _____ to _____

Commission file number 001-39747

SEER, INC.

(Exact name of Registrant as specified in its charter)

Delaware

(State or other jurisdiction of incorporation or organization)

82-1153150

(I.R.S. Employer Identification Number)

3800 Bridge Parkway, Suite 102
Redwood City, California 94065
650-453-0000

(Address, including zip code and telephone number, including area code, of Registrant's principal executive offices)

Securities registered pursuant to section 12(b) of the Act:

Copies to:

Title of each class

Trading Symbol(s)

Name of Exchange on which registered

Common Stock, par value \$0.00001

SEER

Nasdaq Global Select Market

Securities registered pursuant to section 12(g) of the Act: None

Indicate by check mark if the registrant is a well-known seasoned issuer, as defined in Rule 405 of the Securities Act. Yes No

Indicate by check mark if the registrant is not required to file reports pursuant to Section 13 or Section 15(d) of the Act. Yes No

Indicate by check mark whether the registrant (1) has filed all reports required to be filed by Section 13 or 15(d) of the Securities Exchange Act of 1934 during the preceding 12 months (or for such shorter period that the registrant was required to file such reports), and (2) has been subject to such filing requirements for the past 90 days. Yes No

Indicate by check mark whether the registrant has submitted electronically every Interactive Data File required to be submitted pursuant to Rule 405 of Regulation S-T (§ 232.405 of this chapter) during the preceding 12 months (or for such shorter period that the registrant was required to submit such files). Yes No

Indicate by check mark whether the registrant is a large accelerated filer, an accelerated filer, a non-accelerated filer, a smaller reporting company, or an emerging growth company. See the definitions of "large accelerated filer," "accelerated filer," "smaller reporting company," and "emerging growth company" in Rule 12b-2 of the Exchange Act.

Large accelerated filer Accelerated filer

Smaller reporting company

Non-accelerated filer Emerging growth company

If an emerging growth company, indicate by check mark if the registrant has elected not to use the extended transition period for complying with any new or revised financial accounting standards provided pursuant to Section 7(a)(2)(B) of the Securities Act.

Indicate by check mark whether the registrant has filed a report on and attestation to its management's assessment of the effectiveness of its internal control over financial reporting under Section 404(b) of the Sarbanes-Oxley Act (15 U.S.C. 7262(b)) by the registered public accounting firm that prepared or issued its audit report.

If securities are registered pursuant to Section 12(b) of the Act, indicate by check mark whether the financial statements of the registrant included in the filing reflect the correction of an error to previously issued financial statements.

Indicate by check mark whether any of those error corrections are restatements that required a recovery analysis of incentive-based compensation received by any of the registrant's executive officers during the relevant recovery period pursuant to §240.10D-1(b).

Indicate by check mark whether the registrant is a shell company (as defined in Rule 12b-2 of the Exchange Act). Yes No

The aggregate market value of the voting and non-voting common equity held by non-affiliates of the Registrant, based on the closing price of the shares of common stock on The Nasdaq Stock Market on June 30, 2025, was approximately \$113.8 million.

As of February 23, 2026, the registrant had 56,420,772 shares of Class A common stock, \$0.00001 par value per share, outstanding.

DOCUMENTS INCORPORATED BY REFERENCE

Portions of the registrant's definitive Proxy Statement relating to the 2026 Annual Meeting of Stockholders are incorporated herein by reference in Part III of this Annual Report on Form 10-K to the extent stated herein. The proxy statement will be filed with the Securities and Exchange Commission within 120 days of the registrant's fiscal year ended December 31, 2025.

TABLE OF CONTENTS

	Part I.	
Item 1.	Business	1
Item 1A.	Risk Factors	31
Item 1B.	Unresolved Staff Comments	85
Item 1C.	Cybersecurity	85
Item 2.	Properties	87
Item 3.	Legal Proceedings	87
Item 4.	Mine Safety Disclosures	87
	Part II.	
Item 5.	Market for Registrant’s Common Equity, Related Stockholder Matters and Issuer Purchases of Equity Securities	88
Item 6.	[Reserved]	88
Item 7.	Management’s Discussion and Analysis of Financial Condition and Results of Operations	89
Item 7A.	Quantitative and Qualitative Disclosures About Market Risk	98
Item 8.	Financial Statements and Supplementary Data	98
Item 9.	Changes in and Disagreements With Accountants on Accounting and Financial Disclosure	132
Item 9A.	Controls and Procedures	132
Item 9B.	Other Information	133
Item 9C.	Disclosure Regarding Foreign Jurisdictions that Prevent Inspections	133
	Part III.	
Item 10.	Directors, Executive Officers and Corporate Governance	134
Item 11.	Executive Compensation	134
Item 12.	Security Ownership of Certain Beneficial Owners and Management and Related Stockholder Matters	134
Item 13.	Certain Relationships and Related Transactions, and Director Independence	134
Item 14.	Principal Accounting Fees and Services	134
	Part IV.	
Item 15.	Exhibits and Financial Statement Schedules	135
Item 16.	Form 10–K Summary	137
	Signatures	138

SPECIAL NOTE REGARDING FORWARD-LOOKING STATEMENTS

This Annual Report on Form 10-K (Annual Report) contains forward-looking statements. All statements other than statements of historical facts contained in this Annual Report, including statements regarding our future results of operations and financial position, business strategy, commercial activities and costs, research and development costs, timing and likelihood of success, as well as plans and objectives of management for future operations, are forward-looking statements. These statements involve known and unknown risks, uncertainties and other important factors that are in some cases beyond our control and may cause our actual results, performance or achievements to be materially different from any future results, performance or achievements expressed or implied by the forward-looking statements.

In some cases, you can identify forward-looking statements by terms such as “may,” “will,” “should,” “would,” “expect,” “plan,” “anticipate,” “could,” “intend,” “target,” “project,” “believe,” “estimate,” “predict,” “potential,” or “continue” or the negative of these terms or other similar expressions. Forward-looking statements contained in this Annual Report include, but are not limited to, statements about:

- estimates of our addressable market, market growth, key performance indicators, capital requirements and our needs for additional financing;
- our expectations regarding our financial performance, including among others, revenue, cost of revenue, gross profit, operating expenses, loss from operations and net losses;
- our ability to successfully execute our commercial strategy and attract customers, including our plans for international expansion;
- the implementation of our business model, strategic plans and pricing for the Proteograph™ Product Suite;
- our expectations regarding the rate and degree of market acceptance of the Proteograph Product Suite;
- the impact of the Proteograph Product Suite on the field of proteomics and the size and growth of the addressable proteomics market;
- competitive companies and technologies and our industry;
- our ability to manage and grow our business;
- our ability to develop and commercialize new products;
- our ability to establish and maintain intellectual property protection for our products or avoid or defend claims of infringement;
- the performance of third-party manufacturers and suppliers;
- the potential effects of government regulation and legislation;
- our ability to hire and retain key personnel and to manage our future growth effectively;
- the volatility of the trading price of our Class A common stock;
- the benefits and risks of our investment in PrognomiQ, Inc.;

- the impact of local, regional, and national and international economic conditions and events;
- the impact of macroeconomic factors, such as tariffs and trade relations, pandemics, inflation, supply chain interruptions and foreign hostilities, on our business; and
- our expectations about market trends.

We have based these forward-looking statements largely on our current expectations and projections about our business, the industry in which we operate and financial trends that we believe may affect our business, financial condition, results of operations and prospects, and these forward-looking statements are not guarantees of future performance or development. These forward-looking statements speak only as of the date of this Annual Report and are subject to a number of risks, uncertainties and assumptions described in the section titled “Risk Factors” and elsewhere in this Annual Report. Because forward-looking statements are inherently subject to risks and uncertainties, some of which cannot be predicted or quantified, you should not rely on these forward-looking statements as predictions of future events. The events and circumstances reflected in our forward-looking statements may not be achieved or occur and actual results could differ materially from those projected in the forward-looking statements. Except as required by applicable law, we undertake no obligation to update or revise any forward-looking statements contained herein to reflect events or circumstances after the date of this Annual Report, whether as a result of any new information, future events or otherwise.

In addition, statements that “we believe” and similar statements reflect our beliefs and opinions on the relevant subject. These statements are based upon information available to us as of the date of this Annual Report, and while we believe such information forms a reasonable basis for such statements, such information may be limited or incomplete, and our statements should not be read to indicate that we have conducted an exhaustive inquiry into, or review of, all potentially available relevant information. These statements are inherently uncertain, and you are cautioned not to unduly rely upon these statements.

[THIS PAGE INTENTIONALLY LEFT BLANK]

PART I.

Item 1. Business

Overview

Our mission is to imagine and pioneer new ways to decode the biology of the proteome to improve human health. Through our product, the Proteograph® Product Suite (Proteograph), we provide researchers with unbiased, deep, rapid and large-scale access to the proteome, enabling biological discovery that has historically been impractical. With our pioneering proprietary engineered nanoparticle (NP) technology and the Proteograph Product Suite, we provide the most complete, precise, and scalable platform for deep, unbiased proteomics to power population-scale studies and data-driven biology.

Proteins are the functional drivers of biology and the primary targets of most approved drugs. Unlike DNA, which is largely static over an individual's lifetime, the proteome is dynamic, reflecting real-time biological processes, disease states, and responses to therapeutic intervention. However, the molecular diversity of the proteome, arising from transcription, RNA processing, translation, post-translational modifications (PTMs), and protein-protein interactions, has historically limited researchers' ability to comprehensively characterize protein biology at scale. Traditional proteomic approaches have forced researchers to choose between depth and throughput: unbiased methods that lack scalability, or scalable methods that are targeted, epitope-dependent, and unable to resolve protein variants with sufficient precision.

The Proteograph was developed to eliminate this trade-off. By enabling peptide-level resolution across the length of proteins in complex samples such as plasma, the Proteograph allows researchers to detect protein isoforms, PTMs, and variant peptides without reliance on predefined binding epitopes. This approach reduces measurement artifacts associated with affinity-based technologies and enables accurate interrogation of protein diversity that is critical for understanding disease biology, biomarker discovery, and therapeutic targeting.

The Proteograph Product Suite is a comprehensive solution consisting of consumable assays, an automation instrument, and data analysis software. Our latest product innovations, the Proteograph ONE assay and the SP200 automation instrument, launched in May 2025 and have resulted in approximately a ten-fold improvement in throughput relative to our first-generation assay, enabling processing of more than 1,000 samples per week. The Proteograph generates significantly more data per sample and more measurements per protein than other commonly used proteomic technologies, producing dense, high-resolution datasets designed to enable AI-driven scientific discovery.

The Proteograph is increasingly being adopted by proteomics researchers, and also by genomics-focused researchers seeking to bridge the gap between genetic variation and biological function. Advances in next-generation sequencing have resulted in the identification of over one billion human genetic variants, yet only a small fraction has been functionally characterized. This disparity reflects, in part, the historical imbalance between the availability of genomic data and high-quality proteomic data. By enabling scalable, deep, unbiased measurement of the proteome, the Proteograph adds essential functional context to genomic information and supports integrative, multi-omics approaches to understanding human disease.

Since our commercial launch in 2021, we have served more than 190 customers across over 20 countries, including leading academic institutions, biopharmaceutical companies, biobanks, and clinical research organizations. For the first time, our customers are conducting population-scale unbiased proteomic studies involving tens of thousands of samples, quantifying thousands of proteins and hundreds of thousands of peptides and generating data suitable for large-scale statistical analysis and to power emerging biological AI foundation models.

The differentiation and unmatched performance of the Proteograph have been demonstrated in a growing body of third-party evidence, including 70 peer-reviewed publications, preprints, and reviews as of December 31, 2025. These studies span diverse applications, including protein quantitative trait locus (pQTL) mapping, identification of disease-associated protein variants, aging biology, xenotransplantation, and biomarker discovery in complex diseases. In multiple studies, researchers have shown that peptide-level resolution enabled by the Proteograph revealed biologically meaningful signals that are obscured or mischaracterized by affinity-based proteomic methods, including false associations driven by protein-altering variants.

The Proteograph has also supported the development of translational and clinical research applications. For example, PrognomiQ, a pioneering multiomics diagnostic company spun out of Seer in 2020, has leveraged unbiased, deep proteomics generated by the Proteograph to develop a blood-based test for early lung cancer detection, demonstrating the potential clinical relevance of comprehensive proteomic datasets. We believe these collaborations highlight the role of unbiased proteomics as a foundational input for multi-omics, AI-driven precision medicine.

With a growing installed base, increasing utilization, expanding population-scale studies, and continued investment in product innovation, we believe Seer is well positioned to play a central role in enabling the next generation of data-driven biology and AI-driven precision medicine.

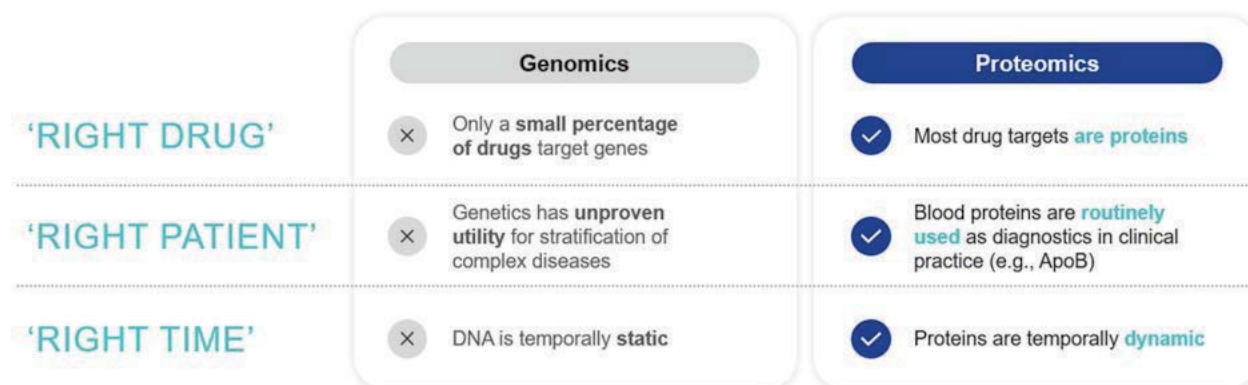


Figure 1: Proteins are the functional molecules of biology and represent the primary targets of most approved drugs. Unlike DNA, which is largely static over an individual’s lifetime, proteins are dynamic and reflect real-time biological states influenced by genetics, environment, disease, and therapeutic intervention. As a result, proteomic data has the potential to provide insights into disease mechanisms, patient stratification, and treatment response that are not accessible through genomic or transcriptomic approaches alone.

Complexity of the Proteome

The human proteome is dynamic, diverse and complex, with approximately 23,000 genes giving rise to over one million protein variants. As shown in Figure 2 below, these variants arise from various mechanisms, including alternative splicing of RNA transcripts, genetic variations that alter the amino acid sequence of the protein, and post-translational modifications such as phosphorylation and glycosylation. It is estimated that our approximately 23,000 genes give rise to approximately 70,000 protein isoforms through alternative splicing. At a population level, a much larger number of protein isoforms exist because of genetic variants and somatic variants that alter RNA processing. Protein variants can have vastly different biological functions and be expressed in different tissues within the same individual. For example, two isoforms of the protein encoded by CD99L2 have different interacting proteins and those two proteins’ networks are related to distinct diseases (Yang *et al.*).

A study by Backman *et al.* published in Nature revealed the genomic variation identified in a cohort of approximately 455,000 participants of the UK Biobank exome sequencing study. The study identified a vast amount of protein variation, including almost nine million protein variants, of which more than six million are potentially deleterious and 915,289 are protein loss-of-function variants. On the individual level, each participant had, on average, 9,506 protein variants, of which 2,945 were potentially deleterious and 214 were loss-of-function variants. However, these variants were only identified at the genomic level and did not account for alternative splicing or post-translational modifications. Considering these additional sources of protein variants, the actual number of protein variants at both individual and population-wide levels is significantly higher.

These findings emphasize the unmet need to understand protein variants at the peptide-level and underscore how little is currently known about the complexity of the proteome. We believe understanding protein variation at this level could revolutionize how we diagnose, treat, and monitor diseases.

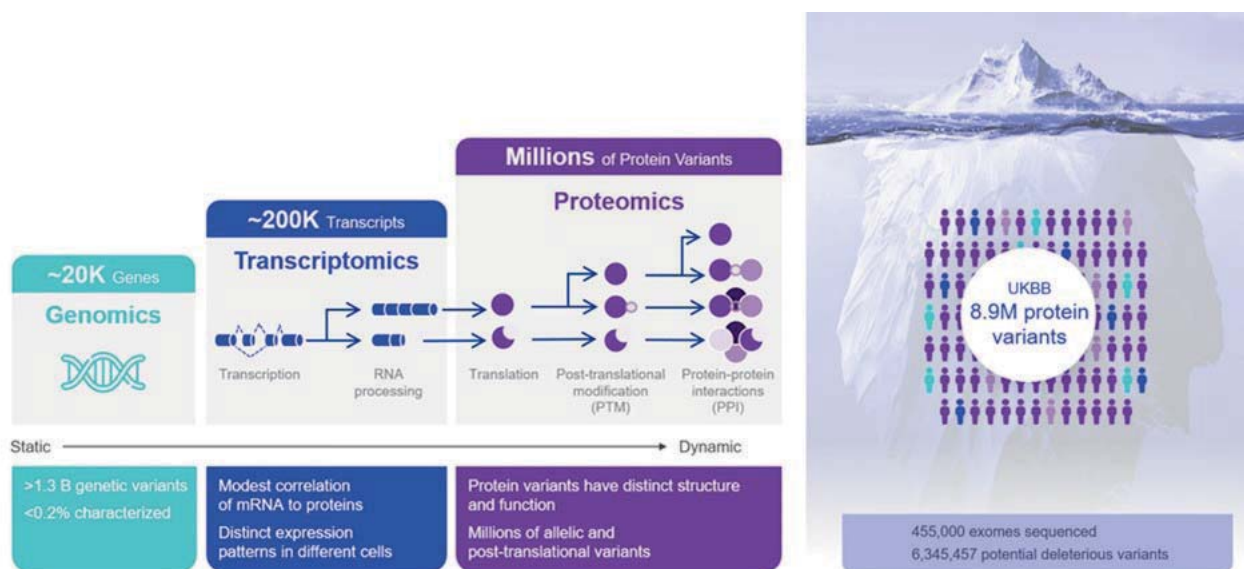


Figure 2: Functional diversity exists through modifications and interactions of different molecules, from static indicators like the genome to increasingly numerous and complex indicators like the proteome and interactome. Modified from Bludau *et al*

The Importance of Unbiased, Peptide-level Resolution Proteomics

Novel Biological Insights Enabled by the Proteograph

The ability to perform unbiased proteomics at scale has transformed biological analysis. In genomics, unbiased sequencing of the genome enabled discovery of novel content, creating new end-market opportunities in basic research and discovery, translational research and clinical applications, including early cancer detection, recurrence monitoring and non-invasive prenatal testing.

Similar to genomics, researchers are using the Proteograph to discover and access novel proteomic content that was previously inaccessible. As a result, new biological insights are emerging that would otherwise not be possible without the peptide-level resolution provided by the Proteograph.

Disease-associated protein detection with unbiased, peptide-level resolution. In a 2025 study by Pietzner *et al.*, deep plasma proteomic profiling in over 1,400 individuals of South Asian ancestry identified more than 1,200 significant genetic associations with circulating proteins, approximately half of which were novel, as shown below in Figure 3. Integrating these data with large-scale human genetics and disease endpoints, the authors prioritized 21 proteins with strong evidence for a causal role in 44 diseases. Notably, the Proteograph's peptide-level measurements revealed a previously unrecognized role for the immunoglobulin light-chain variable protein IGLV3-21 in Graves' disease, supported by genetic colocalization, immune cell-specific expression, and disease specificity. These findings demonstrate how peptide-level resolution enabled by the Proteograph can reveal novel protein-disease mechanisms and biomarkers that directly inform disease biology and therapeutic target discovery.

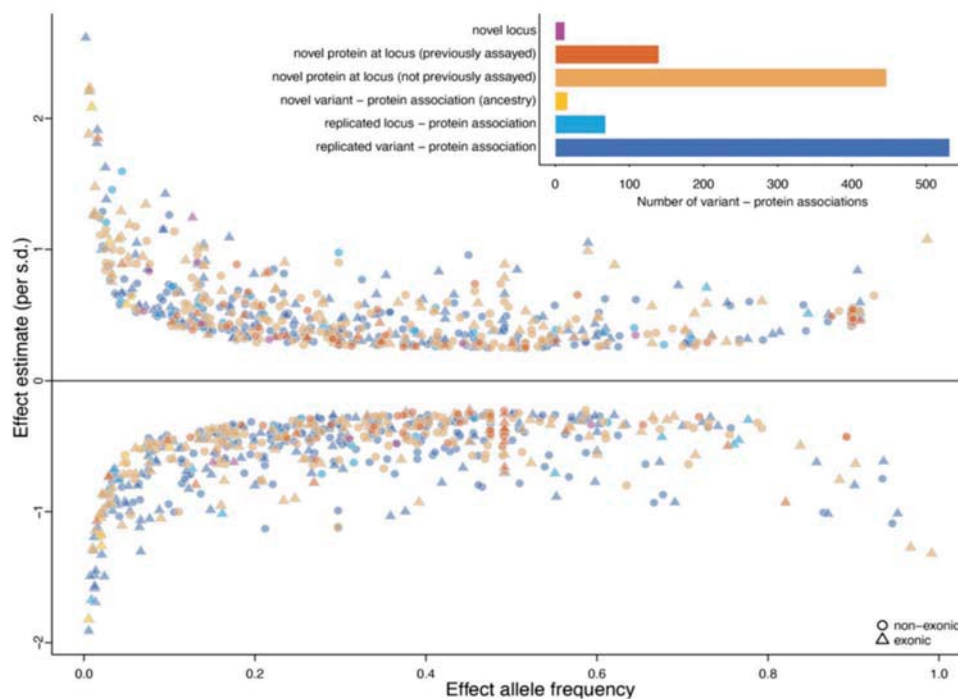


Figure 3. Over 1,200 variant protein associations were detected, about half of which were novel. The Proteograph detected a high number of proteins and pQTLs previously not found by affinity-based technologies. Additionally, because of the Proteograph, scientists were also able to confirm the absence of some proteins in plasma that had lost their function.

Identification of false-positive pQTLs from affinity-based proteomic methods due to epitope effects. Peptide-level resolution is especially important in proteogenomic analyses, where the presence of allelic variants within proteins confounds affinity-based proteomics methods. In a study published in *Nature Genetics* in November 2025, Karsten Suhre and colleagues in collaboration with our team conducted the first deep, large-scale mass spectrometry (MS)-based genome-wide association search (GWAS) for protein quantitative trait loci (pQTLs) (Suhre *et al.*). In addition to discovering 252 pQTLs across a discovery cohort of 1,260 American participants and a replication in 325 individuals from Asia with diverse ethnic backgrounds, Suhre *et al.* investigated 200 of the strongest cis-pQTLs previously identified using two separate leading affinity-based technologies, which were applied to a cohort of 36,000 Icelandic participants and a cohort of 55,000 UK participants, respectively. Suhre *et al.* found that up to one third of the affinity proteomics pQTLs may be affected by epitope effects and, therefore, be false positive identifications due to the presence of protein allelic variants that disrupt or alter the binding of the affinity reagent to the protein surface. Another third of the 200 analyzed pQTLs were confirmed by Seer-based MS proteomics. These findings are consistent with the hypothesis that genetic variants induce changes in protein expression. This study demonstrated the ability of peptide-level resolution in distinguishing between true pQTLs and putatively false identifications of affinity-based proteomics technologies, suggesting that many more pQTLs remain to be discovered using MS-based platforms.

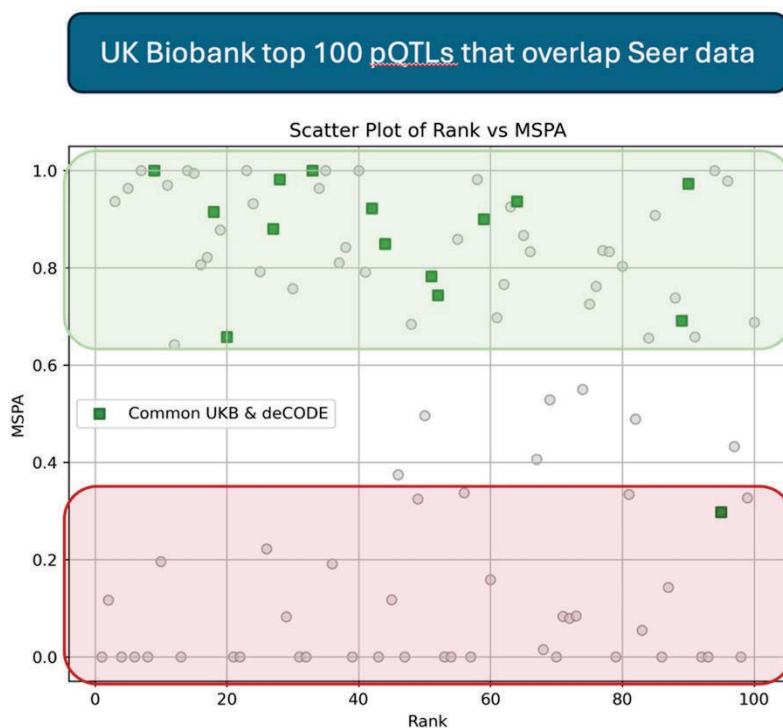


Figure 4: The ability of peptide-level resolution to validate affinity-based pQTL identifications. The 100 strongest pQTLs identified in a cohort of 55,000 participants in UK Biobank are scored by Seer MS data obtained in a discovery cohort of 1,260 American participants and a replication cohort of 325 Asian participants. In the x-axis, each of the 100 pQTLs is sorted by statistical significance in UK Biobank, left being the most significant; in the y-axis, each pQTL is scored according to peptide-level evidence in Seer data, with 1.0 being the highest level of evidence. The pQTLs marked green were found by another affinity-based platform performed in a cohort of 36,000 Icelandic participants; such pQTLs are highly reliable, being independently discovered in two cohorts by two technologies. Almost all highly reliable pQTLs are scored highly by Seer data; conversely, pQTLs that are scored low are likely to be false discoveries, potentially due to epitope effects induced by the presence of protein allelic variants that alter the binding of the affinity reagent to the protein surface.

Biomarker discovery in multi-omic diagnostic test development. The Proteograph is also demonstrating significant value in the development of multi-omic diagnostic tests. Scientists at PrognomiQ conducted a large case-control study focused on individuals at elevated risk for lung cancer. Using the Proteograph Product Suite, researchers measured over 13,000 proteins from plasma samples collected from 2,513 individuals. These proteomic measurements alone achieved an area under the curve (AUC) of 0.91, and when combined with transcriptomic and metabolomic measurements, performance improved to an AUC of 0.96.

In November 2025, PrognomiQ launched ProVue Lung, a proteomics-based laboratory developed test to aid in the early detection of lung cancer. ProVue Lung has been shown to detect lung cancer with 85% sensitivity and 55% specificity. Importantly, Stage I lung cancer is detected at 81% sensitivity, when treatment is most effective. The test also has a clinically informative negative predictive value (NPV) of greater than 99.8 percent. We believe these results illustrate the potential of Proteograph-enabled proteomics to contribute meaningfully to the development of high-performance blood-based diagnostic tests.

Potential patient stratification in Alzheimer's and other dementia-related diseases. Within translational research applications, we believe the Proteograph is accelerating the transition from discovery research to clinical relevance. Using funding from a Small Business Innovation Research grant from the National Institute on Aging, researchers from Seer and Massachusetts General Hospital conducted a longitudinal study analyzing approximately 1,800 plasma samples from individuals with cognitive decline, including Alzheimer's disease, and matched controls. The study identified 138 proteins that were differentially abundant between affected individuals and controls, the majority of which had not been previously associated with Alzheimer's disease. Researchers further identified subsets of proteins associated with rates of cognitive decline, supporting the potential development of protein-based risk or progression scores. One such example is shown in Figure 5 below. Higher abundance of this protein is associated with greater probability of cognitive decline. We believe studies of this scale and depth are enabled by the ability of the Proteograph Product Suite to generate unbiased proteomic data across large sample cohorts.

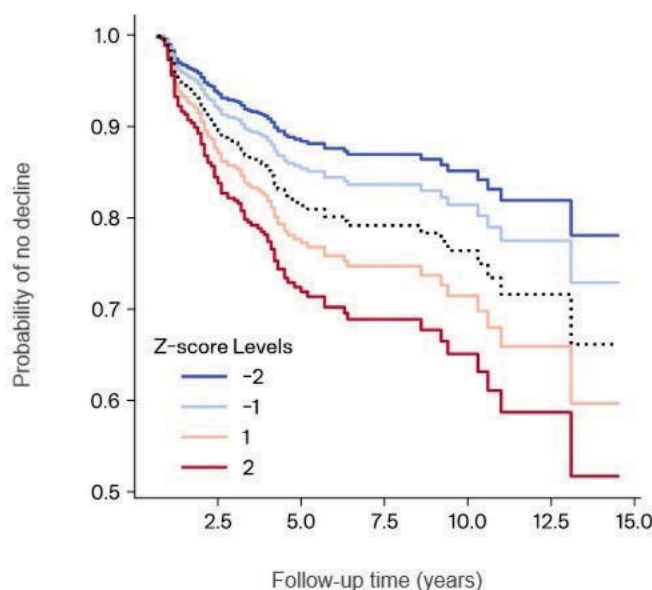


Figure 5: Shows the probability of no decline as a function of follow up time. Higher levels of the protein are associated with higher probability of decline.

Identification of circulating aging signatures in model organisms. Within biomarker discovery and translational aging research, the Proteograph is enabling the identification of clinically relevant, cell-type-specific protein signatures that link fundamental senescence biology to human health outcomes. In a 2025 *Nature Aging* study, Olinger *et al.* used Proteograph proteomic data to deeply characterize the senescence-associated secretory phenotype (SASP) of human monocytes and assess its relevance to aging in large human cohorts. By applying the Proteograph platform to serum-supplemented cell culture, the authors identified over 5,000 human proteins and 14,000 peptides, more than tripling peptide coverage compared to standard workflows, and uncovered thousands of proteins increased in the monocyte SASP, including signaling factors not previously linked to immune cell senescence.

Translating these findings to human plasma, the authors mapped monocyte SASP proteins to proteomic data from 1,060 participants in the Baltimore Longitudinal Study of Aging. Machine-learning models based on SASP-derived protein panels predicted multiple age- and obesity-associated clinical traits, including body fat composition, lipid levels, inflammation, and mobility, with strong test-set performance. These associations were independent of age and replicated in the InCHIANTI aging cohort. A high-impact panel of 21 SASP proteins further stratified individuals by a composite senescence burden score associated with metabolic dysfunction and functional decline. Together, these results demonstrate how peptide-level resolution enabled by the Proteograph reveals clinically actionable senescence biology and supports the development of blood-based biomarkers of biological aging.

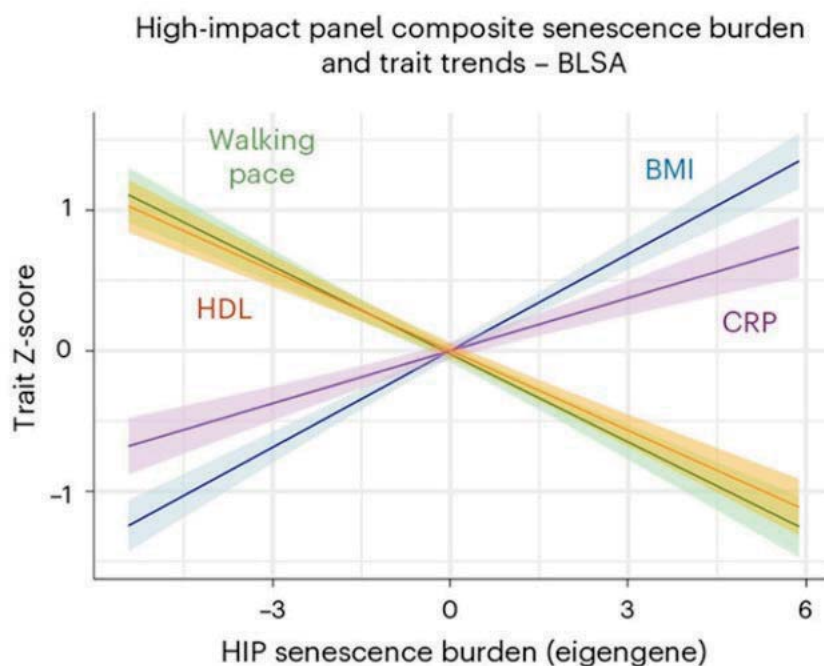


Figure 6: A composite senescence burden score derived from circulating senescence-associated proteins is associated with multiple health indicators in an aging population. Higher senescence burden corresponds to higher BMI and inflammation (CRP) and lower HDL levels and walking pace, indicating a relationship between proteomic signatures and metabolic and functional health across individuals.

Paradigm Shift to AI-driven Biological Discovery

Biological research is undergoing a shift from hypothesis-driven experimentation toward data-driven discovery at population scale. Advances in artificial intelligence and machine learning have increased the ability to extract biological insight from large, multimodal datasets; however, the performance and reliability of these models depend fundamentally on the quality, quantity, and resolution of the underlying biological data. In proteomics, this requirement is particularly acute, as many clinically relevant biological signals arise from protein variants, post-translational modifications, and dynamic changes in protein abundance that are not captured by genomic or transcriptomic measurements alone.

We believe that AI-driven biological foundation models require dense, high-resolution proteomic datasets that include multiple measurements per protein and sufficient scale to support robust statistical learning. As shown in Figure 7 below, the Proteograph platform is designed to generate substantially more data per sample than other commonly used proteomic technologies, producing tens of thousands of protein measurements per sample and multiple peptide-level measurements per protein. This increased data density, combined with population-scale throughput, enables the generation of large, high-quality proteomic datasets suitable for training and validating AI models that aim to uncover novel biological relationships, disease mechanisms, and therapeutic targets.

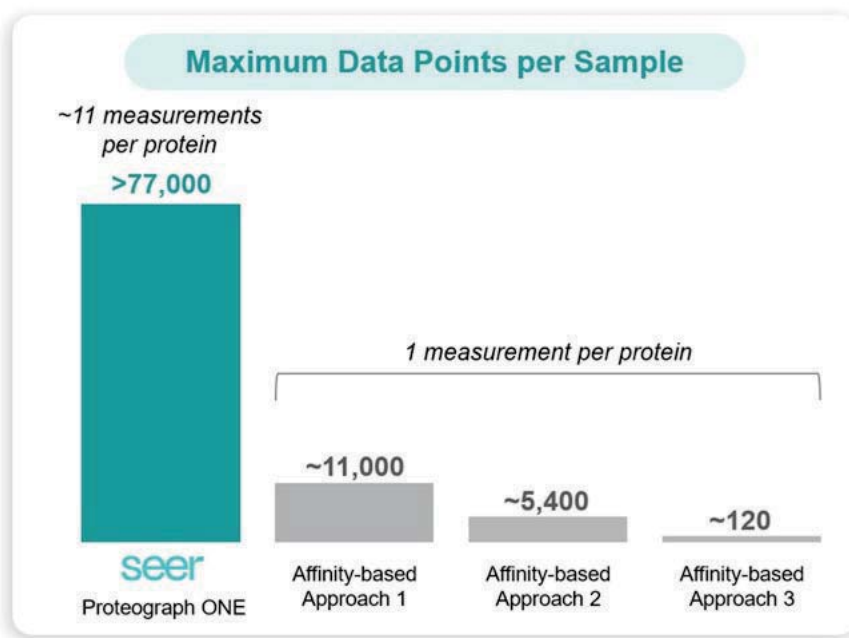


Figure 7: The Proteograph platform generates substantially more proteomic data per sample than other commonly used proteomic technologies. By producing over 77,000 data measurements per sample and multiple peptide-level measurements per protein on average, we believe the Proteograph enables higher-density datasets that support robust statistical analysis and data-driven discovery.

Our Product and Technology

The Proteograph Product Suite is an integrated solution consisting of consumables, an automation instrument, and data analysis software designed to enable unbiased, deep proteomic analysis at scale in a matter of hours. The Proteograph workflow is designed to be efficient and easy to use, leveraging common laboratory instrumentation to support adoption in both centralized and decentralized research settings. We believe this approach makes deep, unbiased proteomics accessible to a broad range of laboratories.

In May 2025, we launched our next generation assay, Proteograph ONE, along with the SP200 automation instrument, further expanding the scalability and throughput of the Proteograph Product Suite.

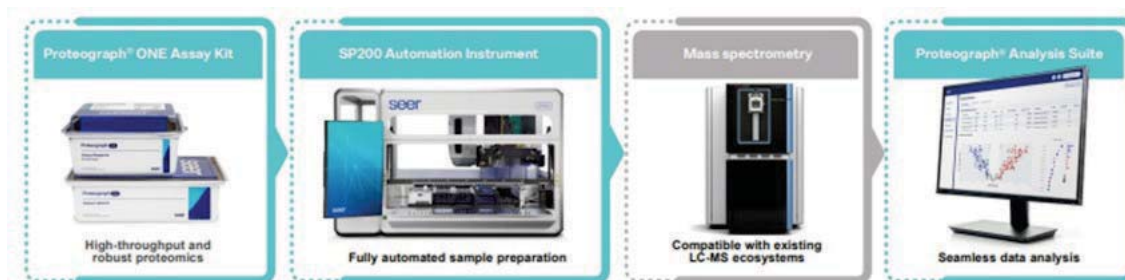


Figure 8: Proteograph Product Suite comprises consumables, an automation instrument, and software.

Consumables

The Proteograph consumables consist of our proprietary engineered nanoparticles (NPs) and all other reagents required to process biological samples in an automated workflow on our automation instrument. These consumables are designed to enable unbiased, reproducible sampling of intact proteins across the dynamic range of the proteome while eliminating the need for complex and labor-intensive enrichment workflows.

Our engineered NPs are designed to selectively and reproducibly bind intact proteins when exposed to a biological sample, forming a protein “corona” on the nanoparticle surface (shown below in Figure 9). Protein binding is driven by the physicochemical properties of the nanoparticle surface, the abundance of proteins in the sample, and protein–protein interactions among bound proteins. This process occurs rapidly and reaches equilibrium within minutes, enabling robust and reproducible sampling without prior knowledge of proteome composition or the need to target specific proteins. In combination with an unbiased mass spectrometry (“MS”) readout, this approach captures molecular information at the peptide level, including protein variants.



Figure 9: Nanoparticles allow unbiased interrogation of proteoform diversity. Our nanoparticle technology leverages engineered physicochemical properties to reproducibly bind to proteins without prior knowledge, forming a protein corona.

By incorporating our engineered NPs into the Proteograph assay, we achieve representative sampling from high- to low-abundance proteins across a wide range of sample types, including biofluids, cell lysates, and tissue homogenates. We believe this approach replaces traditional, complex laboratory workflows required for deep, unbiased proteomics and enables scalable, high-throughput studies. We have characterized our technology and its performance in three peer-reviewed publications: *Nature Communications* (Blume *et al.*), *PNAS* (Ferdosi *et al.*), and *Advanced Materials* (Ferdosi *et al.*).

Our third-generation assay, Proteograph ONE, launched in May 2025, significantly increases sample throughput across both the Proteograph workflow and downstream MS analysis, delivering more than a 3.6x increase compared to the Proteograph XT assay launched in 2023 and approximately a 10x increase compared to the original Proteograph assay launched in 2021. Proteograph ONE uses a single well of NPs along with assay buffers and reagents for protein lysis and digestion, peptide purification, peptide quantification, and reconstitution of lyophilized materials. The assay enables the parallel processing of up to 80 samples on a single 96-well plate in under five hours, with the remaining wells reserved for integrated quality control samples to support consistent performance and troubleshooting.

In addition to Proteograph ONE, we launched the Proteograph DIRECT assay in 2025. The DIRECT workflow provides an automated approach for direct digestion of samples for bottom-up LC-MS proteomic analysis and enables processing of up to 80 samples per day. Methods for tissue lysate and cell lysate samples can also be run using the DIRECT workflow.

Automation Instrument

The Proteograph workflow is executed in an automated manner on our SP200 automation instrument, a custom-configured, industry-standard liquid handling workstation launched in May 2025 as the next iteration of our automation instrument. The SP200 instrument is designed to support population-scale studies through highly parallel sample processing with approximately 60 minutes of setup time. The workflow is controlled through our Instrument Control Software (“ICS”), which manages assay execution on the SP200.

Software

The Proteograph Analysis Suite (“PAS”) is a data analytics software suite designed to support quality control, data management, and interpretation of Proteograph output. PAS is currently offered as a cloud-based solution and, in the future, may be made available through localized deployment options to accommodate different customer requirements.

PAS provides a predefined and scalable workflow that integrates publicly available MS data analysis tools with our proprietary analysis capabilities. It also includes a dedicated proteogenomics workflow that maps peptide-level data to genomic data to identify sample-specific variant peptides not captured in canonical reference databases. PAS provides interactive visualizations and tables to support data exploration, including views of peptide-to-gene relationships, protein domains, and functional regions.

During 2025, PAS updates included enhancements to data handling capabilities, more granular user permission controls to support service-provider workflows, and expanded system capacity to support studies involving up to approximately 10,000 samples. We expect to continue expanding PAS functionality as we extend our product portfolio.

Proteograph Product Suite Performance

The Proteograph Product Suite provides five essential capabilities: (i) broad protein sampling with peptide-level resolution; (ii) deep coverage; (iii) accurate and precise measurement; (iv) reproducibility and (v) scalability for high-throughput studies. We believe that our integrated solution is the only product in the market that combines all these technical and operational capabilities. Furthermore, we rigorously measure and evaluate each of these technical attributes, as we describe below.

- Breadth of protein sampling.** This capability refers to conducting unbiased sampling of the proteome. The Proteograph ONE assay contains uniquely engineered NPs that selectively capture thousands of distinct intact proteins from a biosample based on their abundance and affinity for the NP surface. This sampling capability is particularly strong in complex biofluids such as plasma. Our unique NPs capture significantly more proteins than current methods of unbiased proteomic analysis. As shown in Figure 10 below, Proteograph ONE detects approximately 7x proteins compared to neat plasma on the Orbitrap Astral MS from Thermo Scientific. Additionally, in a customer study of over 800 samples, approximately 9,000 proteins were identified on Proteograph ONE.

Unlike affinity-based platforms, which typically generate a single measurement per protein, the Proteograph produces multiple peptide-level measurements per protein, averaging approximately 11 measurements per protein. As a result, a single sample can yield >77,000 data measurements. This depth of measurement increases the informational content of each experiment and supports scalable analyses across large datasets, including applications such as training emerging biological foundation models and enabling the discovery of novel biological insights not possible with affinity-based platforms. In another study performed by PrognomiQ across a set of 2,840 plasma samples, approximately 13,000 proteins were identified.

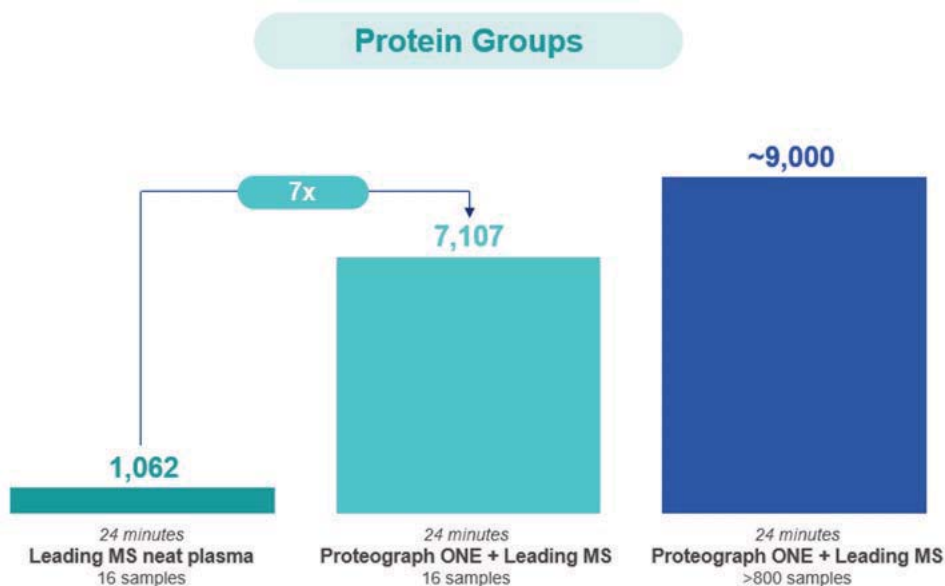


Figure 10: Proteograph ONE demonstrates a 7.0x expansion in depth of coverage compared to neat plasma. In a recent customer study across more than 800 plasma samples, approximately 9,000 proteins were identified.

The Proteograph ONE assay is not limited to a defined set of proteins, and samples across the dynamic range of proteins and protein variants that may be present in biosamples. We have exemplified the utility of the Proteograph in studying secreted proteins across several different sample types, including cell or tissue homogenates, blood or blood components (such as plasma or serum), urine, saliva, cerebrospinal fluid, synovial fluid and conditioned media. Importantly, the Proteograph ONE assay protein data is obtained using an MS detector, which is the gold standard for proteomics, and data is conventionally reported with a less than one percent False Discovery Rate (FDR). This means that the reported proteins are identified with very high confidence.

- Depth of coverage.** The Proteograph can quantify the proteome across a wide dynamic range of protein abundance. Figure 8 compares the depth of coverage of our assay with that of neat plasma and demonstrates that the Proteograph assay detected >4-fold more proteins cataloged in the Human Plasma Proteome Project (HPPP).

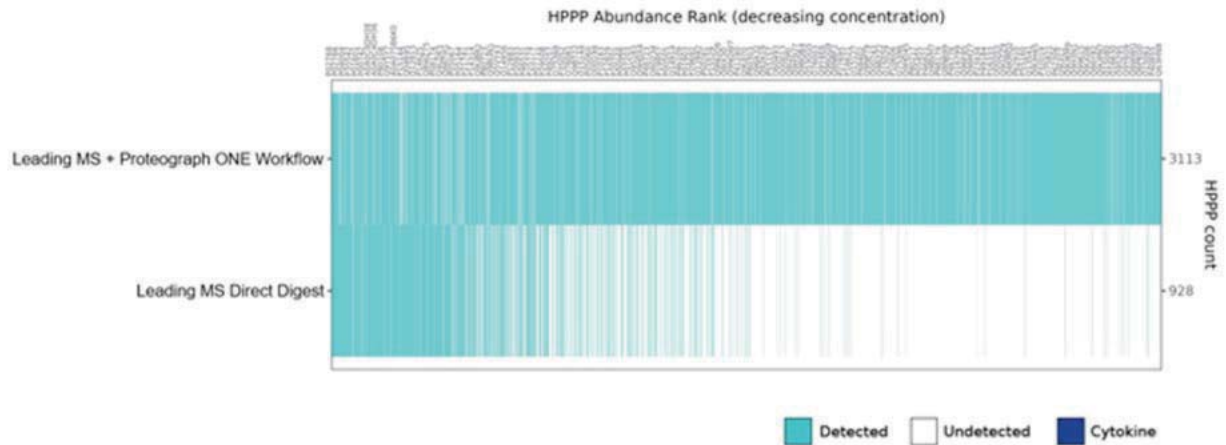


Figure 11: Protein identifications from identical samples processed with (1) Proteograph ONE Workflow paired with Leading MS, (2) Direct Digestion paired with Leading MS were mapped toward the HPPP database. The protein estimated concentrations were taken from HPPP data central (<https://peptideatlas.org/hupo/hppp/>) and protein concentration are rank ordered in decreasing abundance from left to right.

- Accuracy of measurement.** This capability measures how close the measured abundance of a protein is to the true abundance in a sample. The measurement of the true abundance of a large number of proteins at the protein variant level at scale is not possible, so we use the ratio of abundances in two samples to demonstrate the accuracy of protein abundance measurement. We demonstrate the accuracy of protein abundance measurement by mixing two different plasmas in different ratios and measuring the relative MS signal intensity. By spiking human plasma with bovine plasma, the Proteograph can detect and quantify peptides that are unique to the bovine proteome. Peptides differ between the two species because of genetic differences that result in detectable changes at the amino acid level. By mixing the two plasma samples, the Proteograph can make measurements across thousands of peptides, highlighting the real-world accuracy of the Proteograph Product Suite. As shown below in Figure 12, bovine plasma was spiked into human plasma to create samples with different bovine to human ratios (1:11, 1:5, and 1:3). From there, fold-changes between spiked sample pairs were measured and compared against the known values (1.5X, 2X, and 3X). The Proteograph ONE workflow accurately measured the spike-in samples, collecting observed fold-changes close in value to the actual changes (1.56X, 1.95X, and 3.09X) and those collected by direct digest.

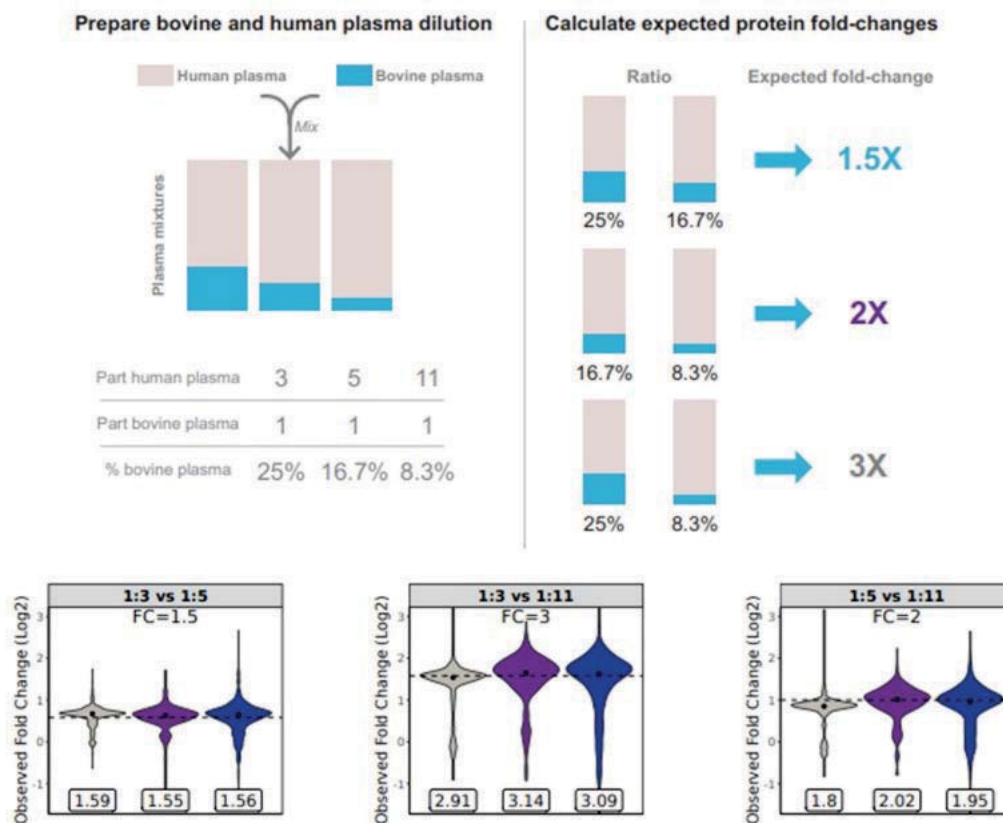


Figure 12: (Top) Three representative pairs of spiked-in samples and the expected fold-changes of bovine proteins concentration in these pairs. (Bottom) Distribution of observed fold-changes of bovine proteins for 3 selected comparisons of spiked-in samples. The color indicates the data source: protein identifications unique to direct digestion (gray), protein identifications shared between the Proteograph ONE workflow and direct digestion (purple), or protein identifications unique to the Proteograph ONE workflow (teal). The horizontal dashed lines indicate the expected foldchanges.

- Reproducibility of measurement in large studies.** Reproducibility, also referred to as precision, is a measure of the consistency of protein abundance measurements (i.e., MS measured intensity) between repeated measurements of the same sample. A higher reproducibility indicates lower noise, which reduces the number of samples required to observe a true fold change in the study. Reproducibility is usually measured as the coefficient of variation (CV%), which is the standard deviation divided by the mean multiplied by 100. A lower CV% represents a more precise measurement. The CV across individual components of the workflow, including the Proteograph instrument and the MS instrument, aggregate to form the overall CV% of the workflow.

Performance was also assessed through CVs for protein groups intensity and peptide intensity. The intra-plate and inter-plate CVs for protein group intensity were 13.4% and 16.1%, respectively (Figure 13, left). These CVs are similar to or better than those collected with other methods and commercial platforms. With the intra-plate CV at 17.2% and inter-plate CV at 21%, peptide data showed a similar albeit slightly elevated trend (Figure 13, right). This increase in CV is consistent with expectations for median peptide CV compared to median protein group CV. To further pressure test CV results, plates were also processed by two different SP200 automation instruments. When combining inter-instrument analysis with inter-plate comparisons, protein group (16.7%) and peptide (21.8%) CVs remained low, only increasing slightly (Figure 13). Collectively, median protein group and peptide CVs within and between plates and SP200 instruments indicate the Proteograph ONE workflow provides excellent precision and experimental reproducibility, even when varying days, plates, and instruments.

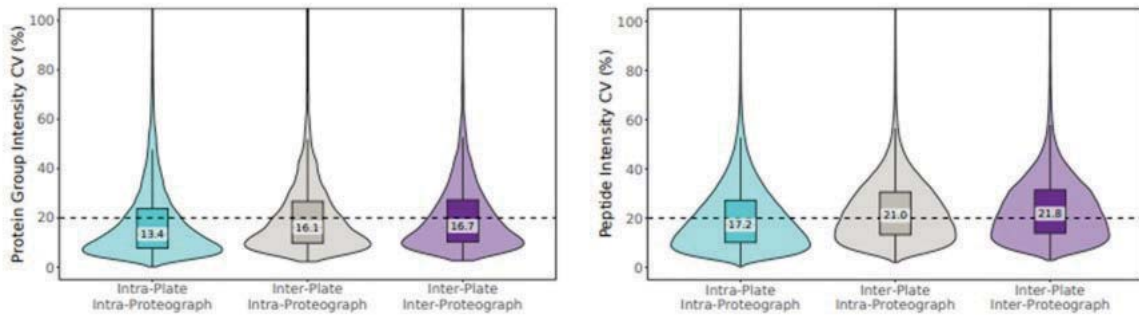


Figure 13: Control pooled plasma was run in replicates on three different experimental settings: (teal) intra-plate, intra-Proteograph (comparison was made within the same plate and same SP200 automation instrument), (gray) inter-plate, intra-Proteograph (comparison was made with the same SP200 automation instrument, but different processing plates), and (purple) inter-plate, inter-Proteograph (comparison was made with different SP200 automation instruments and different processing plates). The label-free intensity coefficient of variation (CV %) was plotted for (left) Protein groups, and (right) Peptides, respectively. Median CV % was plotted and annotated directly on the plot, with dotted line denoting 20% CV.

- Scalability.** The Proteograph Product Suite enables rapid and large-scale proteomic sample processing in an approximately five-hour workflow, compared to other unbiased solutions that can take days to weeks. With our current assay, we can process 80 samples in a single run of the Proteograph SP200 instrument. Therefore, a single Proteograph Product Suite can process over 1,000 samples per week and over 50,000 samples annually. In comparison, the unbiased workflows developed by leading proteomics labs can take weeks for sample preparation and MS measurement to reach an equivalent depth of proteomic coverage.

The Proteograph is increasingly being adopted by large-scale studies seeking an easy-to-use, scalable approach with a unique combination of attributes spanning breadth, depth, accuracy, reproducibility and precision of measurement. In 2025, we announced several collaborations to drive population-scale studies, including:

- o Korea University: 20,000 subject proteomics biomarker discovery for early detection across multiple cancers
- o Discovery Life Sciences: human cadaver multi-organ proteomic benchmarking study totaling over 10,000 samples for private company

- Performance relative to other plasma proteomics technologies.** A 2024 head-to-head comparative study conducted by Dr. Joshua Coon, a professor at University of Wisconsin, and published in the Journal of Proteome Research demonstrates the performance of the Proteograph Product Suite utilizing the XT assay against five other plasma proteomic technologies and methods (Beimers *et al.*). Using five technical replicates of the same plasma sample (BioIVT) on each method, the study shows the Proteograph assay provides the greatest proteomic depth across the six technologies and methods tested. While providing much higher numbers of proteins, the Proteograph assay also provides the greatest reproducibility of all methods except neat. Against neat, the Proteograph has slightly worse reproducibility, but does so while quantifying almost eight-fold greater number of proteins including low abundance proteins.

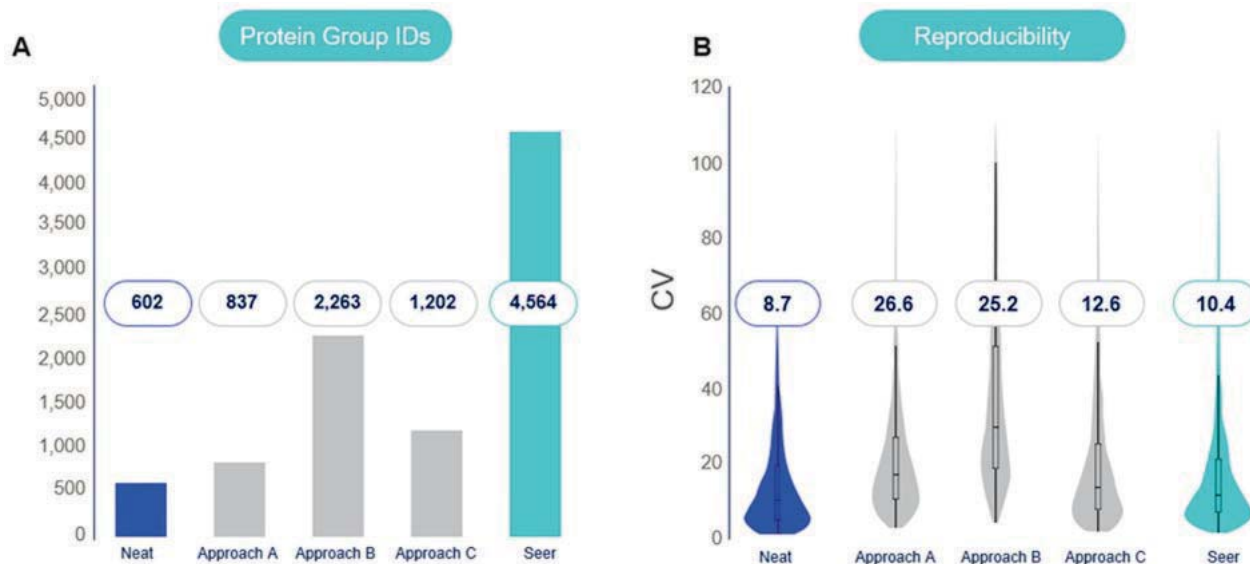


Figure 14: (A) Across six technologies and methods tested, Proteograph XT provides the highest performance in protein identification across all replicates and within each replicate. (B) Demonstrates the reproducibility performance of each method by evaluating the median coefficient of variation (CV) values for proteins detected across all methods. A lower CV value indicates a higher degree of reproducibility.

The Advantages of the Proteograph Product Suite

We believe the Proteograph Product Suite and its underlying NP technology have unique advantages:

- Leading automated solution to enable unbiased, deep, rapid and large-scale access to the proteome.** We pioneered the commercial development of unbiased sample enrichment for MS-based plasma proteomics. We believe we have become the trusted partner to our customers worldwide. While other solutions have been introduced since our commercial launch, we believe none can replicate the performance delivered by the Proteograph Product Suite, particularly the scale, depth, accuracy, and reproducibility to enable population-scale studies in an unbiased manner.
- Provides unique insight into protein variation at the peptide level, with a depth and scale that sets a new standard for unbiased and deep proteomics.** By measuring >77,000 peptides per sample, the Proteograph has a differentiated ability to capture protein variations at scale to enable synergistic insights when combined with genomic variations, yielding informative individualized models of biology at population scale.

- ***Allows for wide adoption by customers in both decentralized and centralized settings.*** The Proteograph Product Suite is an integrated solution that includes consumables, an automation instrument and data analysis software, and was designed to deliver ease-of-use, efficiency, robustness and reproducibility of results and to complement existing laboratory infrastructure. Its simple and integrated workflow enables the customer to use their own MS instrument or leverage a widely available installed base of MS instruments, enabling broad adoption.
- ***Offers a core technology with the potential for development of a range of products, applications and platforms.*** Our diverse library of NP surfaces can support the development of new products catering to various applications and customer needs. We are using machine-learning techniques and conducting large-scale analyses to understand relationships between NP surfaces and protein binding to design future products.
- ***Provides core technology with significant operational leverage in research and development, manufacturing and commercialization.*** NP-based products are efficient to design, develop and manufacture. We believe that by leveraging our understanding of NP surfaces, software and analytics capabilities, we can rapidly develop new products. Our NP manufacturing process uses well-characterized inputs and methods, which require relatively modest investments in capital equipment and space. This capital-efficient and labor-efficient model has high operating leverage potential.
- ***Presents a solution with sustainable differentiation.*** The Proteograph is uniquely capable of generating robust, reproducible, deep and unbiased proteomic data. As this data is used by more customers to generate insights, we believe this cycle will fuel further adoption of the Proteograph Product Suite. The Proteograph workflow is fully integrable with customer workflows and provides a unique user experience with the support of our software packages, making it a sustainable solution within customer organizations. Our NP technology, automation instrument, and software are protected by numerous issued patents and pending patent applications worldwide, covering improvements in NPs, assay methods and ways to leverage proteomic data and information for life sciences research, clinical diagnostic and drug discovery applications.

The Applications of the Proteograph Product Suite

We believe the ability to generate unbiased, deep, proteomic data at scale, with rich content at the protein variant level, has a wide range of applications in proteomics, including basic research and discovery, translational research, diagnostics and applied markets. This data can be used in many of the same application areas as genomics data, as well as proteomics applications that are uniquely possible with unbiased proteomic data, and in new applications that the field will develop in the future.

In addition, the Proteograph Product Suite's versatility allows it to analyze not only plasma and serum, but also other biofluids across humans and model organisms. For example, when we compared the performance of the Proteograph Product Suite workflow with that of neat biological samples across model organism plasma, cerebral spinal fluid, and conditioned media, we noted superior protein group identification by the Proteograph ONE workflow of 8x, 1.8x, and 6x, respectively. Importantly, in each sample, we measured tens of thousands of data points at the peptide-level, providing information on thousands of proteins. We believe this extensibility offers researchers a powerful and flexible tool to utilize across a variety of applications and sample types.

- ***Discovery Proteomics & Proteome Characterization.*** We believe the Proteograph is a valuable tool for basic research and discovery applications focused on comprehensive characterization of the proteome. The Proteograph enables researchers to explore protein diversity at peptide-level resolution, including the identification of protein variants and post-translational modifications such as glycosylation and phosphorylation.

These capabilities support large-scale discovery efforts such as cataloging protein diversity, systems biology, interactome studies, and the integration of proteomic data with genomic and transcriptomic information. We anticipate that researchers will increasingly use Proteograph-generated data to build reference-scale maps of protein variation and function, providing biological context that is not readily accessible with other proteomics approaches.

- ***Translational & Biomarker Discovery Research.*** We believe the Proteograph Product Suite enables translational research applications aimed at accelerating the transition from discovery research to clinical relevance. The ability to perform deep, unbiased, and large-scale proteomics studies allows researchers to identify and prioritize protein biomarkers associated with disease risk, onset, progression, and heterogeneity.
- ***Diagnostic Development.*** As demonstrated with PrognomiQ, we believe the Proteograph has significant potential to support the development of diagnostic tests based on proteomic and multi-omic data. The generation of deep, unbiased, and scalable proteomic datasets has the potential to enable diagnostic ecosystems analogous to those that emerged with next-generation sequencing in genomics.
- ***Target Identification & Therapeutic Insight.*** We believe the Proteograph Product Suite may also be applied to therapeutic research, including target identification and exploration. Large-scale access to protein-level data linked to different states of health and disease can provide functional context for genomic discoveries and support the prioritization of potential therapeutic targets. Proteins identified through biomarker discovery or disease association studies may themselves represent therapeutic targets or may inform biological pathways and mechanisms relevant to drug development.
- ***Non-Human Research & Applied Applications.*** We see opportunities for the Proteograph Product Suite to be applied beyond human health research, including in animal health, model organism research, and industrial bioprocessing applications. The Proteograph workflow is compatible with multiple species, and we have observed customer adoption across a range of organisms, including mouse, non-human primate, canine, feline, avian, porcine, and bovine samples. In addition, we have seen increasing interest in the use of the Proteograph in bioprocessing applications, including host cell protein (HCP) analysis. In pilot studies, researchers combining the Proteograph workflow with liquid chromatography–mass spectrometry (LC-MS) identified 4 – 6x more HCPs for NIST monoclonal antibody compared to conventional LC-MS approaches, without additional sample preprocessing. We believe these applications demonstrate the versatility of the Proteograph Product Suite in addressing complex proteomic challenges across research, industrial, and applied settings.

Markets

We compete in the approximately \$30 billion proteomics market, which is estimated by Frost & Sullivan to have spent approximately \$17 billion on reagents and \$13 billion on instruments in 2024.

We currently sell and market the Proteograph Product Suite for research use only (RUO). However, we believe that the capabilities of the Proteograph Product Suite may enable other applications in the future, including clinical and applied applications. Like the commercial impact of broadened access to genomics products, we believe the Proteograph will enable novel applications and insights, leading to new end-markets. For example, non-invasive prenatal testing and precision oncology currently make up a significant part of the current genomics market, which would have been difficult to predict a decade ago. We anticipate that the same dynamic of new market creation will occur in proteomics, with one such application for proteomics being early disease detection.

Our Growth Strategy

Our mission is to imagine and pioneer new ways to decode the biology of the proteome to improve human health. Our growth strategy is to:

- ***Expand our addressable market through new product innovation.*** We aim to continuously innovate and develop new products, applications, workflows and analysis tools that create value across R&D from discovery to clinical research. Our proprietary NPs and core Proteograph platform provide us the ability and flexibility to rapidly innovate, develop new products, and address the needs of researchers and clinicians across the R&D value chain.
- ***Win additional population-scale cohort programs.*** In 2025, we announced several population-scale studies to power deep, unbiased proteomics leveraging the Proteograph. For the first time, scientists will be able to generate peptide-level proteomic data from large-scale cohorts, which we believe will unlock new biological insights and help usher in the next era of multi-omics driven precision medicine. We are also engaged in discussions with additional key biobanks to enable population-scale proteomic studies using the Proteograph.
- ***Grow and drive utilization of our rapidly expanding installed base.*** In 2025, we expanded our Proteograph installed base by more than 65% compared to 2024, with placements across academic, biopharma, and contract research organization customers. While we expect to continue growing our installed base, we are increasingly focused on driving higher utilization and consumable pull-through from existing customers. We plan to do so by working closely with customers to support their research objectives and by demonstrating the value of Proteograph-generated data, as reflected in a growing body of third-party scientific publications.
- ***Establish a leadership position as the preferred proteomic data platform for AI-driven biology.*** As biological research continues to shift from focused, hypothesis-driven studies toward large-scale, data-driven discovery, next-generation biological foundation models increasingly require high-quality, scalable, and differentiated datasets to generate novel insights. With highly differentiated, peptide-resolution proteomic data generated from the Proteograph, we believe our platform is well positioned to support AI-driven biological discovery and precision medicine. We intend to pursue strategic ecosystem partnerships to enable the generation of new biological insights from large, multimodal datasets.

Commercial

We continue to expand our third-party publications, enable unbiased and deep population-scale studies, and accelerate customer adoption of Proteograph. Our commercial strategy is focused on reducing friction for customers to access Proteograph data in support of their research. We continue to invest in and expand multiple access channels, including our direct sales organization, STAC services, centers of excellence service providers, international channel partners, and strategic commercial partnerships.

- **Direct Sales:** In North America, the United Kingdom, select countries of the European Union, and the Asia Pacific, we have direct sales and customer experience personnel, including Regional Business Managers (RBM), Field Application Scientists and Field Service Engineers. In addition to these direct personnel, we have marketing, customer experience and technical support personnel located in our offices in Redwood City and San Diego, California.

Additionally, to reduce customer capital investment barriers, we launched the Strategic Instrument Placement Program (SIPP) in 2023 to enable customer access to our Proteograph without the need for an upfront capital investment. With an upfront purchase of consumable kits, we loan the instrument for a defined period of time with an option to purchase at the end of the loan term. This is allowing customers to utilize available operating budget without the need to access capital budget in the short term.

- **Seer Technology Access Center (STAC):** In June 2023, we announced the formation of the STAC to provide access to our Proteograph workflow, coupled with Thermo Scientific™Orbitrap™ Astral™ MS, on a fee-for-service basis. The STAC's primary purpose is to lower the barriers to access for customers who want access to data produced by these technologies. In May 2024, we announced the opening of our second STAC location in Bonn, Germany, in partnership with LIFE & BRAIN GmbH.
- **Service Providers:** We have partnered with eight select service facilities and core labs globally to be service providers for the Proteograph. These customers provide fee-for-service capabilities that allow third-party customers to access proteomic data from the Proteograph Product Suite using their own samples. We expect that these COEs will actively promote the Proteograph solution and its capabilities, help us further raise awareness, and increase the accessibility of the Proteograph to a wider range of customers.
- **Channel Partners:** We continue to expand geographically to enable access in key international markets, including China, Australia, Eastern Europe, Israel, Japan, and South Africa. These partners will help educate, develop and expand the market for the Proteograph Product Suite in their respective regions.
- **Commercial Partnerships:** In 2025, we operationalized a co-marketing and sales agreement with Thermo Fisher Scientific, which is expanding and accelerating access to the best-in-class deep, unbiased proteomic workflow to life science researchers worldwide and create a seamless sample-to-data experience for customers. Additionally, we are collaborating with Thermo Fisher Scientific on marketing activities and joint research and population-scale studies.

Suppliers and Manufacturing

Our overall manufacturing strategy is to continuously develop and refine our processes to achieve our objectives of continuity of supply, quality of supply and margin enhancement. Over time, this may lead to in-sourcing or outsourcing certain functions, including manufacturing, in various geographic locations in order to achieve our objectives.

Consumables

We leverage well-established unit operations to formulate and manufacture our NPs at our facilities in Redwood City, California. We procure certain components of our consumables from third-party manufacturers, which includes the commonly-available raw materials needed for manufacturing our proprietary engineered NPs. We are currently manufacturing using our production-scale lines and continue to build out our manufacturing capabilities to support the broad commercial availability of our products. We obtain some of the reagents and components used in the Proteograph workflow from third-party suppliers. While some of these reagents and components are currently sourced from a single supplier, these products are readily available from numerous suppliers. While we currently perform some filling and packaging of the Proteograph assay and the related consumables, we may eventually have our filling and packaging outsourced to a third party. We conduct vendor and component qualification for components provided by third-party suppliers and quality control tests on our NPs.

Automation Instrument

We designed the SP200 automation instrument and have outsourced its manufacturing to Hamilton Company, a leading manufacturer of automated liquid handling workstations. We entered a non-exclusive agreement with Hamilton that covers the manufacturing of the SP200 automation instrument and its continued supply on a purchase order basis. In January 2025, we renewed the agreement under an extended term through December 2027. Following this extended term, the agreement will automatically renew annually for a maximum of two one-year renewal periods. Hamilton has represented to us that it maintains ISO 9001 and ISO 13485 certification.

Competition

The life sciences technology industry is highly dynamic, marked by rapidly advancing technologies, intense competition and a strong focus on intellectual property. In the proteomics market, companies offer a range of analytical instruments, such as chromatography and MS instruments, and associated reagents. Competition in the proteomics market is based on proprietary technologies, rapid product development capabilities, applications and intellectual property. We believe that no currently commercially available products offer the capability to conduct unbiased, deep proteomics studies of high dynamic range samples at the same scale and throughput as the Proteograph Product Suite. However, given the potential market opportunity and scientific promise of proteomics, we expect the competition to increase and, as a result, one or more competing products to emerge. Competing products may emerge from various sources, including life sciences tools, diagnostics, pharmaceutical and biotechnology companies, third-party service providers, academic research institutions, governmental agencies, and public and private research institutions.

Current companies that provide proteomics products include Agilent Technologies, Bio-Techne, Bruker, Danaher, DiaSorin, Illumina and Thermo Fisher Scientific. There are also a number of companies that provide proteomic analysis services. In addition, multiple emerging growth companies have developed, or are developing, proteomics products, services and solutions, such as Alamar Biosciences, Nautilus Biotechnology, Quanterix and Quantum-Si.

Government Regulation

The development, testing, manufacturing, marketing, post-market surveillance, distribution, advertising and labeling of certain of medical devices are subject to regulation in the United States by the Center for Devices and Radiological Health of the U.S. Food and Drug Administration (FDA) under the Federal Food, Drug, and Cosmetic Act (FDC Act) and comparable state and international agencies. FDA defines a medical device as an instrument, apparatus, implement, machine, contrivance, implant, in vitro reagent or other similar or related article, including any component part or accessory, which is (i) intended for use in the diagnosis of disease or other conditions, or in the cure, mitigation, treatment, or prevention of disease, in man or other animals, or (ii) intended to affect the structure or any function of the body of man or other animals and which does not achieve any of its primary intended purposes through chemical action within or on the body of man or other animals and which is not dependent upon being metabolized for the achievement of any of its primary intended purposes. Medical devices to be commercially distributed in the United States must receive from the FDA either clearance of a premarket notification, known as 510(k), or premarket approval pursuant to the FDC Act prior to marketing, unless subject to an exemption.

We label and sell our products for RUO and expect to sell them to academic institutions, life sciences and research laboratories that conduct research, and biopharmaceutical and biotechnology companies for non-diagnostic and non-clinical purposes. Our products are not intended or promoted for use in clinical practice in the diagnosis of disease or other conditions, and they are labeled for research use only, not for use in diagnostic procedures. Accordingly, we believe our products, as we intend to market them, are not subject to regulation by FDA. Rather, while FDA regulations require that research use only products be labeled with – “For Research Use Only. Not for use in diagnostic procedures.” – the regulations do not subject such products to the FDA’s jurisdiction or the broader pre- and post-market controls for medical devices.

In November 2013, the FDA issued a final guidance on products labeled RUO, which, among other things, reaffirmed that a company may not make any clinical or diagnostic claims about an RUO product, stating that merely including a labeling statement that the product is for research purposes only will not necessarily render the device exempt from the FDA’s clearance, approval, or other regulatory requirements if the totality of circumstances surrounding the distribution of the product indicates that the manufacturer knows its product is being used by customers for diagnostic uses or the manufacturer intends such a use. These circumstances may include, among other things, written or verbal marketing claims regarding a product’s performance in clinical diagnostic applications and a manufacturer’s provision of technical support for such activities. If FDA were to determine, based on the totality of circumstances, that our products labeled and marketed for RUO are intended for diagnostic purposes, they would be considered medical devices that will require clearance or approval prior to commercialization. Further, sales of devices for diagnostic purposes may subject us to additional healthcare regulation. We continue to monitor the changing legal and regulatory landscape to ensure our compliance with any applicable rules, laws and regulations.

In the future, certain of our products or related applications could become subject to regulation as medical devices by the FDA. If we wish to label and expand product lines to address the diagnosis of disease, regulation by governmental authorities in the United States and other countries will become an increasingly significant factor in development, testing, production, and marketing. Products that we may develop in the molecular diagnostic markets, depending on their intended use, may be regulated as medical devices or in vitro diagnostic products (IVDs) by the FDA and comparable agencies in other countries. In the U.S., if we market our products for use in performing clinical diagnostics, such products would be subject to regulation by the FDA under pre-market and post-market control as medical devices, unless an exemption applies, we would be required to obtain either prior 510(k) clearance or prior premarket approval from the FDA before commercializing the product.

The FDA classifies medical devices into one of three classes. Devices deemed to pose lower risk to the patient are placed in either class I or II, which, unless an exemption applies, requires the manufacturer to submit a pre-market notification requesting FDA clearance for commercial distribution pursuant to Section 510(k) of the FDC Act. This process, known as 510(k) clearance, requires that the manufacturer demonstrate that the device is substantially equivalent to a previously cleared and legally marketed 510(k) device or a “pre-amendment” class III device for which pre-market approval applications (PMAs) have not been required by the FDA. This FDA review process typically takes from four to twelve months, although it can take longer. Most class I devices are exempted from this 510(k) premarket submission requirement. If no legally marketed predicate can be identified for a new device to enable the use of the 510(k) pathway, the device is automatically classified under the FDC Act as class III, which generally requires PMA approval. However, FDA can reclassify or use “de novo classification” for a device that meets the FDC Act standards for a class II device, permitting the device to be marketed without PMA approval. To grant such a reclassification, FDA must determine that the FDC Act’s general controls alone, or general controls and special controls together, are sufficient to provide a reasonable assurance of the device’s safety and effectiveness. The de novo classification route is generally less burdensome than the PMA approval process.

Devices deemed by the FDA to pose the greatest risk, such as life-sustaining, life-supporting, or implantable devices, or those deemed not substantially equivalent to a legally marketed predicate device, are placed in class III. Class III devices typically require PMA approval. To obtain PMA approval, an applicant must demonstrate the reasonable safety and effectiveness of the device based, in part, on data obtained in clinical studies. All clinical studies of investigational medical devices to determine safety and effectiveness must be conducted in accordance with FDA's investigational device exemption (IDE) regulations, including the requirement for the study sponsor to submit an IDE application to FDA, unless exempt, which must become effective prior to commencing human clinical studies. PMA reviews generally last between one and two years, although they can take longer. Both the 510(k) and the PMA processes can be expensive and lengthy and may not result in clearance or approval. If we are required to submit our products for pre-market review by the FDA, we may be required to delay marketing and commercialization while we obtain premarket clearance or approval from the FDA. There would be no assurance that we could ever obtain such clearance or approval. In January 2024, FDA announced its plans to reclassify certain high-risk in vitro diagnostics, including companion diagnostics, as Class II devices.

All medical devices, including IVDs, that are regulated by the FDA are also subject to the Quality Management System Regulation (QMSR), which went into effect on February 2, 2026, replacing the former Quality System Regulation, and incorporates by reference the quality management system requirements of ISO 13485:2016. Obtaining the requisite regulatory approvals, including the FDA quality system inspections that are required for PMA approval, can be expensive and may involve considerable delay. The regulatory approval process for such products may be significantly delayed, may be significantly more expensive than anticipated, and may conclude without such products being approved by the FDA. Without timely regulatory approval, we will not be able to launch or successfully commercialize such diagnostic products. Changes to the current regulatory framework, including the imposition of additional or new regulations, could arise at any time during the development or marketing of our products. This may negatively affect our ability to obtain or maintain FDA or comparable regulatory clearance or approval of our products in the future. In addition, regulatory agencies may introduce new requirements that may change the regulatory requirements for us or our customers, or both.

As noted above, although our products are currently labeled and sold for research purposes only, the regulatory requirements related to marketing, selling, and supporting such products could be uncertain and depend on the totality of circumstances. This uncertainty exists even if such use by our customers occurs without our consent. If the FDA or other regulatory authorities assert that any of our RUO products are subject to regulatory clearance or approval, our business, financial condition, or results of operations could be adversely affected.

For example, in some cases, our customers may use our RUO products in their own laboratory-developed tests (LDTs) or in other FDA-regulated products for clinical diagnostic use. The FDA has historically exercised enforcement discretion in not enforcing the medical device regulations against LDTs and LDT manufacturers. In May 2024, the FDA issued a final rule that phases out its enforcement discretion for most laboratory-developed tests (LDTs), which was vacated by the Texas district court in March 2025, clarifying that, while the FDA has jurisdiction to regulate diagnostic products, or tangible goods, the FDA does not have authority to regulate professional services performed by CLIA certified laboratories and regulated professionals. In June 2024, the U.S. Supreme Court overruled the *Chevron* doctrine, which gives deference to regulatory agencies' statutory interpretations in litigation against federal government agencies, such as the FDA, where the law is ambiguous. This landmark Supreme Court decision may invite various stakeholders to bring lawsuits against the FDA to challenge longstanding decisions and policies of the FDA. Further, the changes under the current, including new leadership at the FDA, reduced staff, funding for certain programs, and new executive and Congressional actions may result in new policies and regulations that can impact the compliance status of our products or that of our customers.

If our products become subject to FDA regulation as medical devices, we would need to invest significant time and resources to ensure ongoing compliance with FDA quality system regulations and other post-market regulatory requirements. It is unclear how future legislation by federal and state governments and FDA regulation will impact the industry, including our business and that of our customers. Any restrictions or heightened regulatory requirements on LDTs, IVDs, or RUO products by the FDA, HHS, Congress, or state regulatory authorities may decrease the demand for our products, increase our compliance costs, and negatively impact our business and profitability. We will continue to monitor and assess the impact of changing regulatory landscape on our business.

International sales of medical devices are subject to foreign government regulations, which vary substantially from country to country. In the future, if we decide to distribute or market our diagnostic products as IVDs in Europe, such products will be subject to regulation under the IVD Medical Device Regulation (IVDR) European Union (EU) 2017/746, which replaced the IVD Directive, is significantly more extensive than the IVD Directive, including requirements on performance data and quality system, and went into application in May 2022. In 2025, the European Commission published its proposals on amendments to the IVDR as well as new transparency requirements. Outside of the EU, regulatory approval needs to be sought on a country-by-country basis in order to market medical devices. Although there is a trend towards harmonization of quality system, standards and regulations in each country may vary substantially which can affect timelines of introduction.

In the future, to the extent we or our partners develop any medical devices subject to FDA regulation, failure to comply with applicable regulatory requirements can result in enforcement action by FDA, which may include warning letters, untitled letters, fines, injunctions, consent decrees, and civil penalties; withdrawal, administrative detention, refunds, recall or seizure of products; operating restrictions, partial suspension or total shutdown of production; refusing or delaying requests for 510(k) clearance, de novo authorization, or PMA approval of new products or modified products; withdrawing 510(k) clearance, de novo authorization, or PMA approvals already granted; refusal to grant export approvals; or criminal prosecution. Further, manufacturing, sales, promotion and other activities following medical device clearance or approval are subject to regulation by numerous regulatory authorities in the United States in addition to the FDA, including the CMS, other divisions of the Department of Health and Human Services, the Department of Justice, the Consumer Product Safety Commission, the Federal Trade Commission, the Occupational Safety & Health Administration, the Environmental Protection Agency, and state and local governments. A medical device may be marketed only for the indications for use for which it was approved or cleared. In addition to FDA restrictions on marketing of devices, several other types of state and federal laws have been applied to restrict certain marketing practices in the device industry. These laws include the federal Anti-Kickback Statute, False Claims Act, Civil Monetary Penalties, and CMS Open Payments, among others.

In the future, if we or our partners develop any clinical diagnostic assays, we may pursue payment for such products through a diverse and broad range of channels and seek coverage and reimbursement by government health insurance programs and commercial third-party payors for such products. In the United States, there is no uniform coverage for clinical laboratory tests. The extent of coverage and rate of payment for covered services or items vary from payor to payor. Obtaining coverage and reimbursement for such products can be uncertain, time-consuming, and expensive, and, even if favorable coverage and reimbursement status were attained for our tests, to the extent applicable, less favorable coverage policies and reimbursement rates may be implemented in the future. Changes in healthcare regulatory policies could also increase our costs and subject us to additional regulatory requirements that may interrupt commercialization of our products, decrease our revenue and adversely impact sales of, and pricing of and reimbursement for, our products.

The federal Health Insurance Portability and Accountability Act of 1996 (HIPAA), as amended by the Health Information Technology for Economic and Clinical Health Act of 2009 (HITECH), and their implementing regulations, which impose obligations, including mandatory contractual terms, with respect to safeguarding the transmission, security and privacy of protected health information by covered entities subject to HIPAA, such as health plans, health care clearinghouses and healthcare providers, and their respective business associates that access protected health information. HITECH also created new tiers of civil monetary penalties, amended HIPAA to make civil and criminal penalties directly applicable to business associates in some cases, and gave state attorneys general new authority to file civil actions for damages or injunctions in federal courts to enforce the federal HIPAA laws and seek attorneys' fees and costs associated with pursuing federal civil actions.

In addition, in the U.S., numerous federal and state laws and regulations, including state data breach notification laws, state health information privacy laws, and federal and state consumer protection laws, govern the collection, use, disclosure, and protection of health-related and other personal information. For example, in June 2018, the State of California enacted the CCPA, which came into effect on January 1, 2020 and provides new data privacy rights for consumers and new operational requirements for companies. While we are not currently subject to the CCPA, we may in the future be required to comply with the CCPA, which may increase our compliance costs and potential liability. Furthermore, the CCPA could mark the beginning of a trend toward more stringent state privacy legislation in the U.S., which could increase our potential liability and adversely affect our business.

Furthermore, the collection, use, storage, disclosure, transfer, or other processing of personal data regarding individuals in the European Economic Area (EEA), including personal health data, is subject to the GDPR, which became effective on May 25, 2018. The GDPR is wide-ranging in scope and imposes numerous requirements on companies that process personal data, including requirements relating to processing health and other sensitive data, obtaining consent of the individuals to whom the personal data relates, providing information to individuals regarding data processing activities, implementing safeguards to protect the security and confidentiality of personal data, providing notification of data breaches, and taking certain measures when engaging third-party processors. The GDPR also imposes strict rules on the transfer of personal data to countries outside the EEA, including the United States, and permits data protection authorities to impose large penalties for violations of the GDPR, including potential fines of up to €20 million or 4% of annual global revenues, whichever is greater. The GDPR also confers a private right of action on data subjects and consumer associations to lodge complaints with supervisory authorities, seek judicial remedies, and obtain compensation for damages resulting from violations of the GDPR. In addition, the GDPR includes restrictions on cross-border data transfers. The GDPR may increase our responsibility and liability in relation to personal data that we process where such processing is subject to the GDPR, and we may be required to put in place additional mechanisms to ensure compliance with the GDPR, including as implemented by individual countries. Compliance with the GDPR will be a rigorous and time-intensive process that may increase our cost of doing business or require us to change our business practices, and despite those efforts, there is a risk that we may be subject to fines and penalties, litigation, and reputational harm in connection with our European activities. Further, the United Kingdom's decision to leave the EU, often referred to as Brexit, has created uncertainty with regard to data protection regulation in the United Kingdom. As of January 1, 2021, and the expiry of transitional arrangements agreed to between the United Kingdom and EU, data processing in the United Kingdom is governed by a United Kingdom version of the GDPR (combining the GDPR and the Data Protection Act 2018), exposing us to two parallel regimes, each of which potentially authorizes similar fines and other potentially divergent enforcement actions for certain violations. Pursuant to the Trade and Cooperation Agreement, which went into effect on January 1, 2021, the United Kingdom and EU agreed to a specified period during which the United Kingdom will be treated like an EU member state in relation to processing and transfers of personal data for four months from January 1, 2021. This period may be extended by two further months. Furthermore, following the expiration of the specified period, there will be increasing scope for divergence in application, interpretation and enforcement of the data protection law as between the United Kingdom and EEA.

For further discussion of the risks we face relating to regulation, see the section titled “Risk factors—Risks related to our business and industry.”

Intellectual Property

Our success depends in part on our ability to obtain and maintain intellectual property protection for our products and technology. We use a variety of intellectual property protection strategies, including patents, trademarks, trade secrets and other methods of protecting proprietary information.

As of December 31, 2025, we owned or exclusively licensed over 230 issued patents and patent applications worldwide. Our intellectual property portfolio includes patents and patent applications directed to proteomic assays, nanoparticle chemistry, data analysis and automation instruments. Our owned or exclusively licensed patents and patent applications, if issued, are expected to expire between 2023 and 2045, in each case without taking into account any possible patent term adjustments or extensions and assuming payment of all appropriate maintenance, renewal, annuity or other governmental fees.

We exclusively license U.S. patents and patent applications, as well as ex-U.S. patents and pending patent applications from The Brigham and Women's Hospital (BWH). These patents and patent applications are directed to methods for identifying a biological state, including classification and early detection of cancers and other diseases, using nanoparticle and biosensor compositions, as well as other nanoparticle compositions. Our in-licensed patents and patent applications, if issued, are expected to expire between 2034 and 2037, in each case without taking into account any possible patent term adjustments or extensions and assuming payment of all appropriate maintenance, renewal, annuity, or other governmental fees.

In addition to licensing patents and patent applications from BWH, we have also non-exclusively licensed certain of our patents and patent applications to PrognomiQ for use in the field of human diagnostics. Pursuant to our agreement with PrognomiQ, we also assigned a patent application related to lung cancer biomarkers to PrognomiQ. In connection with our agreement with PrognomiQ, we have granted PrognomiQ a non-exclusive sublicense to certain patents and patent applications that we license from BWH under our license agreement with BWH for use in the field of human diagnostics. For further information on the intellectual property transfer and license agreement with PrognomiQ and the license agreement with BWH, see the section titled "*Business — Collaboration and License Agreements.*"

We intend to pursue additional intellectual property protection to the extent we believe it would be beneficial and cost-effective. Our ability to stop third parties from making, using, selling, offering to sell, importing or otherwise commercializing any of our patented inventions, either directly or indirectly, will depend in part on our success in obtaining, defending and enforcing patent claims that cover our technology, inventions, and improvements. With respect to both our owned and in-licensed intellectual property, we cannot provide any assurance that any of our current or future patent applications will result in the issuance of patents in any particular jurisdiction, or that any of our current or future issued patents will effectively protect any of our products or technology from infringement or prevent others from commercializing infringing products or technology. Even if our pending patent applications are granted as issued patents, those patents may be challenged, circumvented or invalidated by third parties. Consequently, we may not obtain or maintain adequate patent protection for any of our products or technologies.

In addition to our reliance on patent protection for our inventions, products and technologies, we also rely on trade secrets, know-how, confidentiality agreements and continuing technological innovation to develop and maintain our competitive position. For example, some elements of manufacturing processes, analytics techniques and processes, as well as computational-biological algorithms, and related processes and software, are based on unpatented trade secrets and know-how that are not publicly disclosed. Although we take steps to protect our proprietary information and trade secrets, including through contractual means with our employees, advisors and consultants, these agreements may be breached or may be unenforceable and we may not have adequate remedies. In addition, third parties may independently develop substantially equivalent proprietary information and techniques or otherwise gain access to our trade secrets or disclose our technology. As a result, we may not be able to meaningfully protect our trade secrets. For further discussion of the risks relating to intellectual property, see the section titled “*Risk factors—Risks Related to our Intellectual Property.*”

Collaboration and License Agreements

The Brigham and Women’s Hospital

In December 2017, we entered into an exclusive patent license agreement with BWH, pursuant to which we obtained an exclusive, royalty-bearing, sub-licensable (with approval from BWH) license to certain U.S. and foreign patents and patent applications in one patent family related to methods for identifying a biological state using nanoparticle and biosensor compositions and other nanoparticle compositions to develop, manufacture, use and commercialize products and processes in all fields, including but not limited to therapeutic, diagnostic, or other uses, on a worldwide basis. In addition, we were also granted an exclusive, royalty-bearing, sub-licensable (with approval from BWH) license to certain U.S. pending patent applications in another patent family to develop, manufacture, use and commercialize products and processes in all fields, including but not limited to therapeutic, diagnostic, or other uses, other than for the treatment of cancer through antigen-specific immune stimulation or the treatment of disease through immune tolerance or immune switching of lymphocyte subclasses. We may sublicense the patent rights licensed under the agreement subject to certain conditions, including obtaining the review and approval by BWH of such sublicense and any such sublicense must be consistent with and subject to the terms of the agreement.

In consideration for the licenses granted under the agreement, we must pay BWH annual license fees and a low single digit royalty on net sales of licensed products in any country during the term of the agreement, which is credited against the annual license fees. In the event we commercialize a product in the therapeutic space, we are also required to make certain drug-approval regulatory and commercialization milestone payments to BWH of up to a mid-seven digit figure in the aggregate for licensed products. In the event we sublicense any of the licensed intellectual property, we must pay BWH a percentage of any sublicense income received by us, which on a going-forward basis will be in the high single digits.

Under the terms of the agreement, we are required to use commercially reasonable efforts to develop and commercialize the licensed products, including in accordance to certain developmental, funding, regulatory and commercialization milestones. BWH controls the prosecution, maintenance and enforcement of all licensed patents and patent applications under the agreement.

Unless earlier terminated, the agreement continues until the expiration of the last to expire patent right licensed under the agreement. Subject to an applicable cure period, BWH may terminate the agreement if we fail to comply with applicable payments or diligence obligations or upon a breach of our obligation under the agreement, or for certain insolvency-related events.

PrognomiQ

In August 2020, we entered into an intellectual property transfer and license agreement and, in October 2020, we entered into an intellectual property sublicense agreement, in each case with PrognomiQ in connection with the spin-out of PrognomiQ. Under the intellectual property transfer and license agreement, we granted PrognomiQ a non-exclusive, perpetual, irrevocable (subject to termination for breach) license to certain patents and patent applications that we own and, under the intellectual property sublicense agreement, we granted a non-exclusive sublicense to certain patent applications exclusively licensed from BWH, in each case, relating to our core technology to develop, manufacture and commercialize licensed products for the field of human diagnostics on a worldwide basis. In addition, we assigned a patent application relating to lung cancer biomarkers, and transferred certain clinical samples, contracts and other related assets to PrognomiQ. PrognomiQ may extend such licensed and sublicensed rights to customers of licensed products. PrognomiQ is not required to pay us any royalties or fees pursuant to the intellectual property transfer and license agreement. In consideration of the non-exclusive sublicense to certain patent applications licensed from BWH, PrognomiQ paid us a low-five digit figure, and would pay a low single digit royalty, in an amount equivalent to what we would have to pay under our license with BWH, on net sales of sublicensed products beginning with the first commercial sale of a sublicensed product during the term of the intellectual property sublicense agreement.

In the event we elect to grant an exclusive license to a third party in the field of human diagnostics for any of the patents and patent applications licensed or sublicensed, as applicable, to PrognomiQ under the respective agreements, we are required to first negotiate with PrognomiQ for a period of sixty days for a license or sublicense, as applicable, to such rights on reasonable terms. Furthermore, for a period of two years after the effective date, we are required to negotiate in good faith with PrognomiQ for a license or sublicense, as applicable, to any improvements to the patents and patent applications assigned or licensed or sublicensed, as applicable, under the intellectual property transfer and license agreement and the intellectual property sublicense agreement.

Neither party may assign the intellectual property transfer and license agreement nor any rights or obligations under the agreement without the other party's prior written consent, other than to an affiliate or pursuant to an acquisition. PrognomiQ may not assign the intellectual property sublicense agreement or any rights or obligations under the agreement without our prior written consent, other than to an affiliate or pursuant to an acquisition, and in any event only with BWH's prior written consent. Our right to assign the intellectual property sublicense agreement and any rights or obligations under the agreement is subject to the terms and conditions of our license with BWH. Unless terminated earlier, the terms of both agreements continue until the expiration of the last to expire intellectual property right granted under such agreement. Either party may terminate either agreement for an uncured breach of the other party, upon which all licenses granted under such agreement to the breaching party will terminate.

Scientific Advisory Board

We have assembled a highly-qualified scientific advisory board composed of advisors who have deep expertise in the fields of nanotechnology, proteomics, genomics, medicine, regulatory compliance and data science. Our scientific advisory board is composed of Robert Langer, Sc.D., Charles Cantor, Ph.D., Joshua Coon, Ph.D., Luis Diaz, M.D., Vivek Farias, Ph.D., Chris Mason, Ph.D., Mark McClellan, Ph.D., Gary Patti, Ph.D., Jennifer Van Eyk, Ph.D., M.D., and Bruce Wilcox, Ph.D.

Employees

Our employees are guided by our mission to imagine and pioneer new ways to decode the biology of the proteome to improve human health. Our core values Better Together, Customer Centric, Difference Makers, People First and Trailblazers guide us toward achieving our mission. Our core values set the foundation for how we conduct business, interact with each other and our customers and evaluate employee performance.

As of December 31, 2025, we had 124 employees based in North America, the European Union and the United Kingdom. Many of our employees are highly educated, holding masters and doctorate degrees. None of our employees is represented by a labor union or covered under a collective bargaining agreement.

Our human capital resources objectives include identifying, recruiting, retaining, incentivizing and integrating our existing and new employees, advisors and consultants. The principal purposes of our equity and cash incentive plans are to attract, retain and reward personnel through the granting of stock-based and cash-based compensation awards to increase stockholder value and the success of our company by motivating such individuals to perform to the best of their abilities and achieve our objectives.

Corporate Information and History

We were incorporated in Delaware on March 16, 2017, under the name Seer Biosciences, Inc., and changed our name to Seer, Inc. on July 16, 2018. Our principal executive offices are located at 3800 Bridge Parkway, Suite 102, Redwood City, California 94065. Our telephone number is 650-543-0000. Our website address is <http://seer.bio>. Information contained on, or that can be accessed through, our website should not be considered to be part of this Annual Report.

We use Seer and Proteograph as trademarks in the United States and other countries. This Annual Report contains references to our trademarks and service marks and to those belonging to other entities. Solely for convenience, trademarks and trade names referred to in this Annual Report, including logos, artwork and other visual displays, may appear without the ® or TM symbols, but such references are not intended to indicate in any way that we will not assert, to the fullest extent under applicable law, our rights or the rights of the applicable licensor to these trademarks and trade names. We do not intend our use or display of other entities' trade names, trademarks or service marks to imply a relationship with, or endorsement or sponsorship of us by, any other entity.

References

Published studies referenced throughout this Annual Report are cited below. These studies are not a part of this prospectus and are not incorporated by reference in this Annual Report.

Backman, J.D. *et al.* Exome sequencing and analysis of 454,787 UK Biobank participants. *Nature* 599, 628–634 (2021).

Beimers W, Overmyer K, *et al.* Technical Evaluation of Plasma Proteomics Technologies. *J. Proteome Res.* 2025, 24, 6, 3074–3087.

Bludau, I. *et al.* Proteomic and interactomic insights into the molecular basis of cell functional diversity. *Nat Rev Molec Cell Biol* 21, 327–340 (2020).

Blume, J.E. *et al.* Rapid, deep and precise profiling of the plasma proteome with multi-nanoparticle protein corona. *Nat. Commun.* 11 (2020).

Ferdosi, S. *et al.* Engineered nanoparticles enable deep proteomic studies at scale by leveraging tunable nano-bio interactions. *PNAS*. 119(11) (2022).

Ferdosi, S. *et al.* Enhanced competition at the nano-bio interface enables comprehensive characterization of protein corona dynamics and deep coverage of proteomes. *Advanced Materials*. 34, 2206008 (2022).

Olinger, B., Banarjee, R., Dey, A. *et al.* The secretome of senescent monocytes predicts age-related clinical outcomes in humans. *Nat Aging* 5, 1266–1279 (2025).

Pietzner, M. *et al.* Synergistic insights into human health from aptamer- and antibody-based proteomic profiling. *Nat Commun*. 12, 6822 (2021).

M Pietzner, A. Williamson *et al.* Nanoparticle enriched mass spectrometry proteomics in British South Asians identifies novel variant-protein-disease mechanisms. (bioRxiv).

Suhre, K. *et al.* Nanoparticle enrichment mass-spectrometry proteomics identifies protein-altering variants for precise pQTL mapping. *Nat Commun*, 15, 989 (2024).

Suhre, K., Chen, Q., Halama, A. *et al.* A genome-wide association study of mass spectrometry proteomics using a nanoparticle enrichment platform. *Nat Genet* **57**, 2987–2996 (2025).

Yang X. *et al.* Widespread Expansion of Protein Interaction Capabilities by Alternative Splicing. *Cell*. 164(4):805-17 (2016).

Available Information

We make our Annual Reports on Form 10-K, Quarterly Reports on Form 10-Q, Current Reports on Form 8-K, and amendments to those reports, available free of charge at our website as soon as reasonably practicable after they have been filed with the SEC. Our website address is <http://seer.bio>. Information on our website is not part of this report. The SEC maintains a website that contains the materials we file with the SEC at www.sec.gov.

Item 1A. Risk Factors

Investing in our Class A common stock involves a high degree of risk. You should carefully consider the risks described below, as well as the other information in this Annual Report, including our consolidated financial statements and the related notes and the section titled “Management’s Discussion and Analysis of Financial Condition and Results of Operations” in this Annual Report, before deciding whether to invest in our Class A common stock. The occurrence of any of the events or developments described below could harm our business, financial condition, results of operations and prospects. In such an event, the market price of our Class A common stock could decline, and you may lose all or part of your investment. Additional risks and uncertainties not presently known to us or that we currently deem immaterial also may impair our business operations and the market price of our Class A common stock.

Summary Risk Factor

Our business is subject to numerous risks and uncertainties that you should consider before investing in our company, as more fully described below. The principal factors and uncertainties that make investing in our company risky include, among others:

- we are a commercial-stage life sciences technology company with a history of net losses, which we expect to continue, and we may not be able to generate meaningful revenues or achieve and sustain profitability in the future;
- we have a limited operating history, which may make it difficult to evaluate our current business and the prospects for our future viability, and to predict our future performance;
- our operating results may fluctuate significantly in the future, which makes our future operating results difficult to predict and could cause our operating results to fall below expectations or any guidance we may provide;
- the size of the markets for the Proteograph Product Suite may be smaller than estimated, and new market opportunities may not develop as quickly as we expect, or at all, limiting our ability to successfully sell our products;
- we may not be able to commercialize the Proteograph Product Suite as planned;
- our commercialization success depends on broad scientific and market acceptance of the Proteograph, which we may fail to achieve;
- even if the Proteograph Product Suite is successfully commercialized and achieves broad scientific and market acceptance, if we fail to improve it or introduce compelling new products or services, our revenues and our prospects could be harmed;
- health epidemics could adversely impact our business and operations;
- if we are unable to obtain and maintain sufficient intellectual property protection for our products and technology, or if the scope of the intellectual property protection obtained is not sufficiently broad, our competitors could develop and commercialize products similar or identical to ours, and our ability to successfully commercialize our products may be impaired;
- if we are unable to identify and recruit qualified employees, and retain or maintain our employee base, it may adversely impact our business and operations; and

- if we fail to maintain an effective system of internal controls, or otherwise fail to comply with the Sarbanes-Oxley Act of 2002, we may not be able to accurately and timely report our financial results, which may adversely affect our business and investor confidence in us and, as a result, the value of our Class A common stock.

Risks Related to Our Business and Industry

We are a commercial-stage life sciences technology company with a history of net losses, which we expect to continue, and we may not be able to generate meaningful revenues or achieve and sustain profitability in the future.

We are a commercial-stage life sciences technology company, and we have incurred significant losses since we were formed in 2017, and expect to continue to incur losses in the future. We incurred net losses of \$73.6 million and \$86.6 million in 2025 and 2024, respectively. As of December 31, 2025, we had an accumulated deficit of \$466.0 million. These losses and accumulated deficit were primarily due to the substantial investments we have made to develop and improve our technology and the Proteograph Product Suite. Over the next several years, we expect to continue to devote substantially all of our resources towards continuing development and commercialization of the Proteograph Product Suite and related products and services, including sales and marketing, manufacturing and operations costs, and research and development efforts for products and services. These efforts may prove more costly than we currently anticipate. While we have generated product and service revenue, we may never generate revenue sufficient to offset our expenses. In addition, as a public company, we incur significant legal, accounting, administrative, insurance and other expenses. Accordingly, we cannot assure you that we will achieve profitability in the future or that, if we do become profitable, we will sustain profitability.

We have a limited operating history, which may make it difficult to evaluate our current business and the prospects for our future viability, and to predict our future performance.

We are in the commercialization stage of the Proteograph Product Suite and related products and services. Our operations to date have been primarily focused on developing our technology, products and services. Our prospects must be considered in light of the uncertainties, risks, expenses, and difficulties frequently encountered by companies in their commercialization stage of operations. Consequently, predictions about our future success or viability are highly uncertain and may not be as accurate as they could be if we had a longer operating history or a company history of successfully developing and commercializing products and services.

In addition, as a business with a limited operating history, we may encounter unforeseen expenses, difficulties, complications, delays and other known and unknown obstacles. As we continue to transition from a company with a focus on research and development to a company capable of supporting broad commercial activities as well, we may not be successful in such a transition. We have encountered in the past, and will encounter in the future, risks and uncertainties frequently experienced by growing companies with limited operating histories in emerging and rapidly changing industries. If our assumptions regarding these risks and uncertainties, which we use to plan and operate our business, are incorrect or change, or if we do not address these risks successfully, our results of operations could differ materially from our expectations, and our business, financial condition and results of operations could be adversely affected.

Our operating results may fluctuate significantly in the future, which makes our future operating results difficult to predict and could cause our operating results to fall below expectations of investors or security analysts or any guidance we may provide, and which may cause the price of our Class A common stock to fluctuate or decline substantially.

Our quarterly and annual operating results may fluctuate significantly, which makes it difficult for us to predict our future operating results. These fluctuations may occur due to a variety of factors, many of which are outside of our control, including, but not limited to:

- our ability to successfully grow revenue generated from sales of the Proteograph Product Suite on our anticipated timeline;
- our ability to offer high-quality services, including customer service;
- the timing and cost of, and level of investment in, research and development and commercialization activities relating to the Proteograph Product Suite, including our SP100 or SP200 automation instrument, proprietary engineered nanoparticle (NP) technology and Proteograph Analysis Suite software, which may change from time to time;
- the level of demand for any products we are able to commercialize, particularly the Proteograph Product Suite, which may vary significantly from period to period;
- our ability to drive adoption of the Proteograph in our target markets and our ability to expand into any future target markets;
- our relationship with third-party distributorships, the quantity of our products they elect to hold in inventory, and their ability to promote and sell our products;
- the prices at which we will be able to sell the Proteograph Product Suite and related services;
- the volume and mix of our sales between the Proteograph Product Suite and associated consumables, or changes in the manufacturing or sales costs related to our products;
- the length of time and unpredictable nature of the sales cycle;
- the lead time needed to procure SP100 and SP200 automation instruments from our third-party contract manufacturer;
- the success of our sales force, which if less than anticipated, could significantly impair our ability to generate revenue;
- the failure of customers to exercise Proteograph purchase options;
- the effective and efficient use of our financial and other resources, including the timing and amount of expenditures that we may incur to develop, commercialize or acquire additional products and technologies or for other purposes, such as share repurchases, investments or the expansion of our facilities;
- changes in governmental funding of life sciences research and development or changes that impact budgets and budget cycles;
- seasonal spending patterns and the ability to collect on the accounts receivable of our customers;

- the timing of when we recognize revenue;
- future accounting pronouncements, changes in accounting rules and regulations, or modifications to our accounting policies;
- the outcome of any future litigation or governmental investigations involving us, our industry or both;
- higher than anticipated service, replacement and warranty costs;
- the impact of health epidemics on the economy, investment in life sciences and research industries, our business operations, and resources and operations of our customers, suppliers, and distributors;
- global supply chain interruptions; and
- general industry, economic and market conditions such as inflation, tariffs and trade relations, interest rates, government shutdowns, bank failures and other factors, including factors unrelated to our operating performance or the operating performance of our competitors.

The cumulative effects of the factors discussed above could result in large fluctuations and unpredictability in our quarterly and annual operating results. As a result, comparing our operating results on a period-to-period basis may not be meaningful. Investors should not rely on our past results as an indication of our future performance.

This variability and unpredictability could also result in our failing to meet expectations of industry or financial analysts, or investors, for any period. If we are unable to commercialize products or generate sufficient revenue, or if our operating results fall below the expectations of analysts or investors or below any guidance we may provide, or if the guidance we provide is below the expectations of analysts or investors, it could cause the market price of our Class A common stock to fluctuate or decline substantially.

The size of the markets for the Proteograph Product Suite may be smaller or different from estimated, and new market opportunities may not develop as quickly as we expect, or at all, limiting our ability to successfully sell our products.

The market for proteomics and genomics technologies and products is evolving, making it difficult to predict with any accuracy the size of the markets for our current and future products, including the Proteograph Product Suite. Our estimates of the total addressable market for our current and future products are based on a number of internal and third-party estimates and assumptions. In particular, our estimates are based on our expectations that researchers in the market for certain life sciences research tools and technologies will view our products as competitive alternatives to, or better options than, existing tools and technologies. We also expect researchers will recognize the ability of our products to complement, enhance and enable new applications of their current tools and technologies. We expect them to recognize the value proposition offered by our products, enough to purchase our products in addition to the tools and technologies they already own. Underlying each of these expectations are a number of estimates and assumptions that may be incorrect, including the assumptions that government or other sources of funding will continue to be available to life sciences researchers at times and in amounts necessary to allow them to purchase our products and that researchers have sufficient samples and an unmet need for performing proteomics studies at scale across thousands of samples. In addition, sales of new products and services into new market opportunities may take years to develop and mature and we cannot be certain that these market opportunities will develop as we expect. New life sciences technology may not be adopted until the consistency and accuracy of such technology, method or device has been proven. As a result, the sizes of the annual total addressable market for new markets and new products and services are even more difficult to predict. Our product is an innovative new product, and while we draw comparisons between the evolution and growth of the genomics and proteomics markets, the proteomics market may develop more slowly or differently, including as a result of the impact of artificial intelligence (AI). In addition, the Proteograph Product Suite may not impact the field of proteomics in the same manner or degree, or within the same time frame, that NGS technologies have impacted the field of genomics, or at all. While we believe our assumptions and the data underlying our estimates of the total addressable market for our products are reasonable, these assumptions and estimates may not be correct and the conditions supporting our assumptions or estimates, or those underlying the third-party data we have used, may change at any time, thereby reducing the accuracy of our estimates. As a result, our estimates of the total addressable market for our products may be incorrect.

The future growth of the market for our current and future products depends on many factors beyond our control, including recognition and acceptance of our products by the scientific community and the growth, prevalence and costs of competing products and solutions. Such recognition and acceptance may not occur in the near term, or at all. If the markets for our current and future products are smaller than estimated or do not develop as we expect, our growth may be limited and our business, financial condition and operational results of operations could be adversely affected.

We are in the commercialization stage, and we may not be able to commercialize the Proteograph Product Suite as planned.

We have undertaken the broad commercialization of the Proteograph Product Suite and related products and services, and we may not be able to successfully execute on this phase as planned due to:

- the inability to establish the capabilities and value proposition of the Proteograph Product Suite with key opinion leaders and other customers in a timely fashion;

- delays or longer-than expected lead times in the sales cycle to establish customer contacts, complete responsive presentations including platform evaluations tailored to specific requests, and move expeditiously from quote to order to revenue to receipt of payment due to budgetary or other constraints of academic organizations, laboratories, biopharmaceutical companies and others;
- changing industry or market conditions, customer requirements or competitor offerings during broad commercialization;
- delays in continuing the build-out of our sales, customer support and marketing organization as needed for broad commercialization;
- delays in ramping up manufacturing, either internally or through our suppliers, to meet the expected demand for broad commercialization; and
- the impact of health epidemics on the economy and research industries, our business operations, and resources and the operations of our customers, suppliers and supply chain, and distributors.

To the extent our broad commercialization plan is unsuccessful, our financial results will be adversely impacted.

Even if we are able to execute on our commercialization plan, our success depends on broad scientific and market acceptance of the Proteograph Product Suite, which we may fail to achieve.

Our ability to achieve and maintain scientific and commercial market acceptance of the Proteograph Product Suite will depend on a number of factors. We believe that the Proteograph is subject to the market forces and adoption curves common to other new technologies. The market for novel proteomics technologies and products is in its early stages of development. If widespread adoption of the Proteograph takes longer than anticipated, or broad scientific and market acceptance does not occur, we will continue to experience operating losses.

The success of life sciences products is due, in large part, to acceptance by the scientific community and their adoption of certain products in the applicable field of research. The life sciences scientific community is often led by a small number of early adopters and key opinion leaders who significantly influence the rest of the community through publications, including peer-reviewed journals. In such journal publications, the researchers will describe not only their discoveries, but also the methods, and typically the products used, to fuel such discoveries. Mentions in publications, including peer-reviewed journal publications, are a driver for the general acceptance of life sciences products, such as the Proteograph Product Suite. We have and continue to collaborate with a small number of key opinion leaders who are highly skilled at evaluating novel technologies and whose feedback helped us solidify our commercialization plans and processes. Ensuring that early adopters and key opinion leaders publish research involving the use of our products is critical to ensuring our products gain widespread scientific acceptance. In addition, continuing collaborative relationships with key opinion leaders is vital to maintaining any market acceptance we achieve. If too few researchers describe the use of our products, too many researchers utilize or shift to a competing product and publish research outlining their use of that product or too many researchers negatively describe the use of our products in publications, it may drive customers away from our products and it may delay market acceptance and adoption of the Proteograph during broad commercialization.

Other factors in achieving commercial market acceptance, include:

- our ability to market and increase awareness of the capabilities of the Proteograph Product Suite;
- the ability of the Proteograph Product Suite to perform intended use applications broadly in the hands of customers;

- our customers' willingness to adopt new products and workflows;
- the Proteograph's ease of use and whether it reliably provides advantages over other alternative technologies;
- the rate of adoption of the Proteograph Product Suite by academic institutions, laboratories, biopharmaceutical companies and others;
- the prices we charge for the Proteograph Product Suite;
- our ability to develop new products, services and solutions that achieve commercial market acceptance;
- if competitors develop and commercialize products that perform similar functions as the Proteograph; and
- the impact of our investments in product innovation and commercial growth.

We cannot assure you that we will be successful in addressing each of these criteria or other criteria that might affect the market acceptance of any products we commercialize, particularly the Proteograph Product Suite. If we are unsuccessful in achieving and maintaining market acceptance of the Proteograph, our business, financial condition and results of operations would be adversely affected.

If our sales force is less successful than anticipated, we may not be successful in commercializing the Proteograph Product Suite.

We have limited experience as a company in sales and marketing and our ability to successfully commercialize and grow our revenue depends on our being able to attract customers for the Proteograph Product Suite. Although members of our management team have considerable industry experience, we need to enhance our sales, marketing, distribution and customer service and support capabilities with the appropriate technical expertise during the commercialization of the Proteograph Product Suite and related products and services. To perform sales, marketing, distribution, and customer service and support successfully, we face a number of risks, including:

- our ability to attract, retain and manage the sales, marketing and customer service and support force necessary to commercialize and gain market acceptance for our technology;
- the time and cost of establishing a specialized sales, marketing and customer service and support force; and
- our sales, marketing and customer service and support force may be unable to execute successful commercialization activities.

We have enlisted and may seek to enlist additional third parties to assist with sales, distribution and customer service and support globally or in certain regions of the world. There is no guarantee that we have attracted or will be successful in attracting desirable or experienced sales or distribution partners or that we have entered or will be able to enter into such arrangements on favorable terms. In addition, we rely on commercial carriers to transport our products, including consumables that are temperature controlled, to customers in a timely and cost-efficient manner, and if these services are delayed or disrupted, our business may be harmed. If our sales and marketing efforts, and logistics capability, or those of any third-party sales and distribution partners, are not successful, the Proteograph may not gain market acceptance, which could materially impact our business operations.

Even if the Proteograph Product Suite is successfully commercialized and achieves broad scientific and market acceptance, if we fail to improve it or introduce compelling new products and services, our revenues and our prospects could be harmed.

Even if we are able to broadly commercialize the Proteograph Product Suite and achieve broad scientific and market acceptance, our ability to attract new customers and increase revenue from existing customers will depend in large part on our ability to enhance and improve the Proteograph solution and to introduce compelling new products and services. The success of any enhancement to the Proteograph Product Suite or introduction of new products depends on several factors, including timely completion and delivery, competitive pricing, adequate quality testing, integration with existing technologies, appropriately timed and staged introduction and overall market acceptance. Any new product or enhancement to the Proteograph that we develop may not be introduced in a timely or cost-effective manner, may contain defects, errors, vulnerabilities or bugs, or may not achieve the market acceptance necessary to generate significant revenue.

The typical development cycle of new life sciences products can be lengthy and complicated, and may require new scientific discoveries or advancements, considerable resources and complex technology and engineering. Such developments may involve external suppliers and service providers, making the management of development projects complex and subject to risks and uncertainties regarding timing, timely delivery of required components or services and satisfactory technical performance of such components or assembled products. If we do not achieve the required technical specifications or successfully manage new product development processes, or if development work is not performed according to schedule, then such new technologies or products may be adversely impacted. If we are unable to successfully develop new products and services, enhance the Proteograph Product Suite to meet customer requirements, compete with alternative products, or otherwise gain and maintain market acceptance, our business, results of operations and financial condition could be harmed.

Health epidemics could adversely impact our business and operations.

Our ability to drive the adoption of the Proteograph Product Suite, including our instruments and associated consumables by academic, research and commercial customers depends on our ability to visit customer sites, the ability of our customers to access laboratories, and the ability to install and train on the Proteograph Product Suite and conduct research in light of any health epidemic. These considerations are impacted by factors beyond our control, such as:

- reductions in capacity or shutdowns of laboratories and other institutions as well as reduced or delayed spending on instruments and consumables as a result of shutdowns and delays;
- decreases in government funding of research and development; and
- changes to programs that provide funding to research laboratories and institutions, including changes in the amount of funds allocated to different areas of research, changes that have the effect of increasing the length of the funding process or the impact of any health epidemic on our customers and potential customers and their funding sources.

The future impact of any health epidemic is highly uncertain and subject to sudden change, including changes in FDA and other regulatory policies that can materially impact our business or that of our customers and partners. This impact could have a material, adverse impact on our liquidity, capital resources, operations and business and those of the third parties on which we rely, such as the manufacturer of our SP100 and SP200 automation instruments, Hamilton Company, and could worsen over time. Any of these occurrences, and any new epidemics, could significantly harm our business, results of operations and financial condition.

Unfavorable U.S. or global economic conditions could adversely affect our ability to raise capital and our business, results of operations and financial condition.

Volatility and disruptions in the capital and credit markets could have an adverse effect on our ability to raise additional capital through equity, equity-linked or debt financings, which could negatively impact our short-term and long-term liquidity and our ability to operate in accordance with our operating plan, or at all. Additionally, our results of operations could be adversely affected by general conditions in the global economy and financial markets. A severe or prolonged economic downturn could result in a variety of risks to our business, including weakened demand for the Proteograph Product Suite and our ability to raise additional capital when needed on favorable terms, if at all. A weak or declining economy, rising inflation, rising interest rates, government shutdowns or bank failures could strain our customers' budgets or cause delays in their payments to us. Additionally, there is ongoing uncertainty regarding the current administration's economic and other policies and priorities, such as potential changes in trade restrictions or relationships, tariffs and exchange controls, and potential retaliatory tariffs by other countries. Any of the foregoing could harm our business, and we cannot anticipate all of the ways in which the current economic climate and financial market conditions could adversely impact our ability to raise capital, business, results of operations, and financial condition, and cause the stock price of our Class A common stock to decline.

Adverse developments affecting the financial services industry could impair our ability to access our cash, cash equivalents and investments and to timely meet our financial obligations to our vendors and others.

Adverse developments affecting the financial services industry, many of which may be beyond our control, could impair our ability to access our cash, cash equivalents and investments and to timely meet our financial obligations to our vendors and others. If banks and financial institutions with whom we have relationships experience liquidity issues, become insolvent, or enter receivership, we may be unable to access, and we may lose, some of or all our cash, cash equivalents and investments to the extent those funds are not protected by Federal Deposit Insurance Corporation or Securities Investor Protection Corporation insurance. We regularly maintain cash, cash equivalents and investments that exceed insurance limits or are not insured, and the factors above or other related or similar factors not described above could have a material adverse effect on our financial statements and our vendor and other relationships, and cause the price of our Class A common stock to decline.

If we do not sustain or successfully manage our growth or financial resources, our business and prospects will be harmed.

Growing our business will place significant strains on our management, operational and manufacturing systems and processes, sales and marketing team, financial resources, systems and internal controls, and other aspects of our business. Developing and commercializing the Proteograph Product Suite will require us to hire and retain scientific, sales and marketing, software, manufacturing, customer service, distribution, quality assurance and other personnel. In addition, we will need to hire additional accounting, finance and other personnel in connection with our efforts to comply with the requirements of being a public company. As a public company, our management and other personnel will need to devote a substantial amount of time towards maintaining compliance with these requirements and effectively manage these activities. We may face challenges integrating, developing and motivating our rapidly growing employee base. To effectively manage our growth, we must continue to improve our operational and manufacturing systems and processes, our financial systems and internal controls and other aspects of our business and continue to effectively expand, train and manage our personnel. As our organization continues to grow, we will be required to implement more complex organizational management structures, and may find it increasingly difficult to maintain the benefits of our corporate culture, including our ability to quickly develop and launch new and innovative products. If we do not successfully manage our growth or financial resources, our business, results of operations, financial condition and prospects will be harmed.

We depend on our key personnel and other highly qualified personnel, and if we are unable to recruit, train and retain our personnel, we may not achieve our goals.

Our future success depends upon our ability to recruit, train, retain and motivate key personnel. Our senior management team, including Omid Farokhzad, one of our founders and our Chief Executive Officer, and David Horn, our President and Chief Financial Officer, are critical to our vision, strategic direction, product development and commercialization efforts.

The departure of one or more of our executive officers, senior management team members, or other key employees could be disruptive to our business until we are able to hire qualified successors. We do not maintain “key person” life insurance on our senior management team.

Our continued growth and ability to successfully transition from a company primarily focused on development to commercialization depends, in part, on attracting, retaining and motivating qualified personnel, including highly-trained sales personnel with the necessary scientific background and ability to understand our systems at a technical level to effectively identify and sell to potential new customers. New hires typically require significant training and, in many cases, take significant time before they achieve full productivity. Our failure to successfully integrate these key personnel into our business could adversely affect our business. In addition, competition for qualified personnel is intense, particularly in the San Francisco Bay Area. We compete for qualified scientific and information technology personnel with other life science and information technology companies as well as academic institutions and research institutions. Some of our scientific personnel are qualified foreign nationals whose ability to live and work in the United States is contingent upon the continued availability of appropriate visas. Due to the competition for qualified personnel in the San Francisco Bay Area, we expect to continue to utilize foreign nationals to fill part of our recruiting needs. As a result, changes to United States immigration policies, including with respect to H-1B visas, could restrain the flow of technical and professional talent into the United States and may inhibit our ability to hire qualified personnel.

We have previously announced reductions in force impacting a number of our full-time employees and may announce additional reductions in force from time to time. In addition, we are taking measures to reduce our non-personnel expenses. These measures are part of our broader strategic effort to realign our expense base with our revenue growth as we continue to build the market and drive customer adoption of the Proteograph. The reduction in force and our other restructuring and cost-saving activities may yield unintended consequences and costs and we may not achieve the anticipated benefits of these measures. For example, the reduction in workforce could make it difficult for us to pursue, or prevent us from pursuing, new opportunities and initiatives due to insufficient personnel, or require us to incur additional and unanticipated costs to hire new personnel to pursue such opportunities or initiatives. We also may be required to take additional cost-saving measures in the future, including those involving personnel, and we may incur severance and other related costs. If we are unable to realize the anticipated benefits from the reduction in force and our other cost-saving measures, or if we experience significant adverse consequences from these measures, our business, financial condition, and results of operations may be materially adversely affected.

We do not maintain fixed term employment contracts with any of our employees. As a result, our employees could leave our company with little or no prior notice and could be free to work for a competitor. Due to the complex and technical nature of our products and technology and the dynamic market in which we compete, any failure to attract, train, retain and motivate qualified personnel could materially harm our business, results of operations, financial condition and prospects.

We expect to be dependent upon revenue generated from the sale of the Proteograph Product Suite and related services for the foreseeable future.

We expect that we will generate substantially all of our revenue from the sale of the Proteograph Product Suite and associated consumables and services for the foreseeable future. There can be no assurance that we will be able to successfully broadly commercialize the Proteograph solution, design other products that will meet the expectations of our customers or that any of our future products will become commercially viable. As technologies change in the future for life sciences research tools, generally, and in proteomics and genomics technologies, specifically, including as a result of AI, we will be expected to upgrade or adapt the Proteograph solution to keep up with the latest technology. To date, we have limited experience simultaneously designing, testing, manufacturing and selling products and there can be no assurance we will be able to do so. Our sales expectations are based in part on the assumption that the Proteograph Product Suite will increase study sizes for our future customers and their associated purchases of our consumables. If sales of our instruments fail to materialize, or our assumptions about study sizes or customer purchases of our consumables, so will the related consumable sales and associated revenue.

In our development and commercialization plans for the Proteograph Product Suite, we may forego other opportunities that may provide greater revenue or be more profitable. If our research and product development efforts do not result in commercially viable products or services within anticipated timelines, or at all, our business and results of operations will be adversely affected. Any delay or failure by us to develop and release new versions of or enhancements to the Proteograph Product Suite or new products or product enhancements would have a substantial adverse effect on our business and results of operations.

Our sales have been concentrated in a small number of customers.

We are executing on our commercialization plan and our revenues have been concentrated in a relatively small number of customers, including a related party, PrognomiQ. For the years ended December 31, 2025 and 2024, PrognomiQ accounted for 5% and 17% of our revenue, respectively. If one or more customers, including PrognomiQ, terminate all or any portion of their agreements, delay installations or fail to order the anticipated amount of consumables or services, there could be a material adverse effect on our business, financial condition and results of operations. See Note 5 - *Revenue and Deferred Revenue* and Note 11 - *Related Party Transactions* to our notes to financial statements included in Part I, Item 1, herein for further information regarding our relationship with PrognomiQ.

Our business depends significantly on research and development spending by academic and other research institutions, and other third parties, including commercial organizations, and any reduction in spending could limit demand for our products and adversely affect our business, results of operations, financial condition and prospects.

Substantially all of our sales revenue in the near term will be generated from sales to commercial companies, academic institutions and other research institutions. Certain of these customers' funding is provided by various state, federal and international government agencies. As a result, the demand for the Proteograph Product Suite and related services depends upon the research and development budgets of these customers, which are impacted by factors beyond our control, such as:

- decreases in government funding of research and development;
- changes to programs that provide funding to research laboratories and institutions, including changes in the amount of funds allocated to different areas of research or changes that have the effect of increasing the length of the funding process;

- changes in strategy and funding by commercial companies in their efforts around therapeutic and diagnostic product development and their adoption and use of the Proteograph Product Suite;
- macroeconomic conditions;
- opinions in the scientific community, including researchers' opinions of the utility of the Proteograph solution;
- citation of the Proteograph Product Suite in published research;
- potential changes in the regulatory environment;
- differences in budgetary cycles, especially government- or grant-funded customers, whose cycles often coincide with government fiscal year ends;
- competitor product or service offerings or pricing;
- market-driven pressures to consolidate operations and reduce costs; and
- market acceptance of relatively new technologies, such as the Proteograph Product Suite.

In addition, various state, federal and international agencies that provide grants and other funding may be subject to stringent budgetary constraints that could result in spending reductions, reduced grant making, reduced allocations or budget cutbacks, which could jeopardize the ability of these customers, or the customers to whom they provide funding, to purchase our products. Recently, budget cuts and layoffs at various federal agencies and programs, including at the National Institute of Health (NIH), have created uncertainty and led to budget cuts at various research organizations and institutes that rely on NIH funding. In addition, recent shutdowns of the federal government have halted the flow of government research funding, including from the NIH, for a significant period. There is no guarantee that NIH appropriations will not be halted or decreased in the future. A decrease in the amount of, or delay in the approval of, appropriations to NIH or other similar United States or international organizations, such as the Medical Research Council in the United Kingdom, could result in fewer grants benefiting life sciences research. These reductions or delays could also result in a decrease in the aggregate amount of grants awarded for life sciences research or the redirection of existing funding to other projects or priorities, any of which in turn could cause our customers and potential customers to reduce or delay purchases of our products. Our operating results may fluctuate substantially due to any such reductions and delays. Any decrease in our customers' budgets or expenditures, or in the size, scope or frequency of their capital or operating expenditures, could materially and adversely affect our business, results of operations, financial condition and prospects.

We rely on single suppliers for some of the components of the Proteograph Product Suite, including a single contract manufacturer to manufacture and supply our instruments. If these suppliers or manufacturers should fail or not perform satisfactorily, our ability to meet demand and supply the Proteograph Product Suite would be adversely affected.

We rely on a single contract manufacturer, Hamilton Company, a manufacturer of precision measurement devices, automated liquid handling workstations, and sample management systems located in Nevada and other locations, to manufacture and supply our instruments. Since our contract with Hamilton does not commit them to carry inventory or make available any particular quantities, Hamilton may give other customers' needs higher priority than ours, we may not be able to obtain adequate supplies in a timely manner or on commercially reasonable terms, and we may incur price increases from Hamilton Company. Further, if Hamilton is unable to obtain critical components used in the Proteograph solution or supply our instruments on the timelines we require, due to tariffs, trade restrictions, or other reasons, our business and commercialization efforts would be harmed.

In the event it becomes necessary to utilize one or more different contract manufacturers for automated liquid handling workstations, reagents or other product components associated with the Proteograph Product Suite, we would experience additional costs, delays and difficulties in doing so as a result of identifying and entering into new agreements with new suppliers or manufacturers. In addition, we would have to prepare such new suppliers or manufacturers to meet the logistical requirements associated with supplying and manufacturing the Proteograph Product Suite, and our business would suffer.

In addition, certain components used in our products are sourced from limited or sole suppliers. If we were to lose such suppliers, there can be no assurance that we will be able to identify or enter into agreements with alternative suppliers on a timely basis on acceptable terms, if at all. An interruption in our ability to sell and deliver instruments to customers could occur if we encounter delays or difficulties in securing these components, or if the quality of the components supplied does not meet specifications, or if we cannot then obtain an acceptable substitute.

We have limited experience producing and supplying our products, and we may be unable to consistently manufacture or source our SP100 and SP200 automation instruments and consumables to the necessary specifications or in quantities necessary to meet demand on a timely basis and at acceptable performance and cost levels.

The Proteograph Product Suite is an integrated solution with many different components that work together. As such, a quality defect in a single component can compromise the performance of the entire solution. In order to successfully generate revenue from the Proteograph Product Suite, we need to supply our customers with products that meet their expectations for quality and functionality in accordance with established specifications on a timely basis. Our instruments are manufactured by Hamilton Company at their facility using complex processes, sophisticated equipment and strict adherence to specifications and quality systems procedures. Given the complexity of this automation instrumentation, individual units may occasionally require additional installation and service time prior to becoming available for customer use.

We leverage well-established unit operations to formulate and manufacture our NPs at our facilities in Redwood City, California. We procure certain components of our consumables from third-party manufacturers, which includes the commonly available raw materials needed for manufacturing our proprietary engineered NPs. These manufacturing processes are complex. As we increase the commercial scale formulation and manufacturing of our NP panels, if we are not able to repeatably produce our NPs at commercial scale or source them from third-party suppliers, encounter unexpected difficulties in packaging our consumables, fail to comply with regulations relating to laboratory safety, the handling of human samples, the use and transportation of certain hazardous substances or chemicals, including in commercial products, or the collection, reuse, and recycling of waste from products we manufacture, our business will be adversely impacted.

As we continue to scale commercially and develop new products, and as our products incorporate increasingly sophisticated technology, it will be increasingly difficult to ensure our products are produced in the necessary quantities without sacrificing quality. There is no assurance that we or our third-party manufacturer will be able to continue to manufacture our SP100 and SP200 automation instruments so that they consistently achieve the product specifications and produce results with acceptable quality. Our NPs and other consumables have a limited shelf life, after which their performance is not ensured. Shipment of defective instruments or consumables to customers may result in recalls and warranty replacements, which would increase our costs, and depending upon current inventory levels and the availability and lead time for additional inventory, could lead to availability issues. Any future design issues, unforeseen manufacturing problems, such as contamination of or cyber attacks on our or our manufacturers' facilities, equipment malfunctions, aging components, quality issues with components and materials sourced from third-party suppliers, or failures to strictly follow procedures or meet specifications, may have a material adverse effect on our brand, business, results of operations and financial condition and could result in us or our third-party manufacturers losing International Organization for Standardization (ISO) quality management certifications. If we or our third-party manufacturers fail to obtain or maintain applicable ISO quality management certifications, customers might choose not to purchase products from us.

In addition, as we commercialize the Proteograph Product Suite, we will also need to make corresponding improvements to other operational functions, such as our customer support, service and billing systems, compliance programs and our internal quality assurance programs. We cannot assure you that any increases in scale, related improvements and quality assurance will be successfully implemented or that appropriate personnel will be available. As we develop additional products, we may need to bring new equipment online, implement new systems, technology, controls and procedures and hire personnel with different qualifications.

An inability to manufacture products and components that consistently meet specifications, in necessary quantities, at commercially acceptable costs and without significant delays, may have a material adverse effect on our business, results of operations, financial condition and prospects.

Our products could have defects or errors, which may give rise to claims against us, adversely affect market adoption of the Proteograph Product Suite, damage our reputation, and adversely affect our business, financial condition, and results of operations.

The Proteograph Product Suite utilizes novel and complex technology, including hardware, consumables and software, and may develop or contain defects, errors or material performance problems. We cannot assure you that material performance problems, defects, or errors will not arise, and as we commercialize the Proteograph, these risks may increase. We provide warranties that our products will meet performance expectations and will be free from material defects. The costs incurred in correcting any defects or errors may be substantial and could adversely affect our operating margins.

In manufacturing the Proteograph Product Suite, we depend upon third parties for the supply of our instruments and various components, many of which require a significant degree of technical expertise to produce. If our suppliers fail to produce our SP100 and SP200 automation instruments and components to specification or provide defective products to us and our quality control tests and procedures fail to detect such errors or defects, or if we or our suppliers use defective materials or workmanship in the manufacturing process, the reliability and performance of our products will be compromised.

If the Proteograph Product Suite contains defects, we may experience:

- a failure to achieve market acceptance for the Proteograph or expansion of the Proteograph Product Suite sales;
- loss of customer orders and delay in order fulfillment;
- damage to our brand reputation;
- increased warranty and customer service and support costs due to product repair or replacement;
- product recalls or replacements;
- inability to attract new customers;
- diversion of resources from our manufacturing and research and development departments to our service department; and
- legal claims against us, including product liability, hazardous material or environmental compliance claims, which could be costly and time consuming to defend and result in substantial damages.

In addition, we expect that the Proteograph Product Suite will be used with our potential customers' own mass spectrometry (MS) instruments or the MS instrument of a third-party service provider and the performance of these MS instruments is outside of our control. If such third-party products are not produced to specification, are produced in accordance with modified specifications, are defective, or are not used with recommended equipment, they may not be compatible or perform as intended with the Proteograph. In such case, the reliability, results and performance of the Proteograph may be compromised. The occurrence of any one or more of the foregoing may have a material adverse effect on our business, results of operations, financial condition and prospects.

We face potential risks related to using, handling, storing, importing, exporting, and transferring of biological samples, hazardous materials and substances or chemicals such as reagents in commercial products; the collection, reuse and recycling of waste from products we manufacture and services we provide; and compliance with environmental health and safety regulations.

At our facilities in Redwood City, including our Biohazards Safety Level 2 laboratory, we leverage unit operations to formulate and manufacture our NPs, assemble our consumables, conduct assays and perform mass spectrometer analyses. As we increase the commercial scale, formulation and manufacture of our products using, handling, storing, importing, exporting, and transferring biological samples, hazardous materials and substances or chemicals such as reagents, or if we are unable to repeatably produce our products or perform our services, in compliance with applicable health and safety, and environmental laws, rules and regulations, our operations, including our sales, could be negatively affected. In addition, if we encounter issues in packaging and labeling our consumables, complying with regulations relating to laboratory safety, safety data sheets, handling human samples such as inactive COVID-19 samples, using certain hazardous substances or chemicals such as reagents in commercial products, collecting, reusing and recycling of waste from products we manufacture, or complying with environmental health and safety regulations, our business could be adversely impacted.

If we do not successfully deploy and implement enhancements of the Instrument Control Software and Proteograph Analysis Suite, our commercialization efforts and, therefore, business and results of operations could suffer.

The success of the Proteograph Product Suite depends, in part, on our ability to design and deploy our Instrument Control Software and Proteograph Analysis Suite in a manner that enables the integration with our potential customers' systems and accommodates our customers' needs. Without the Instrument Control Software, the Proteograph may become inoperable. Without the Proteograph Analysis Suite software, quality control of the workflow and data analysis is less accessible and robust, and it may be difficult for our customers to understand and evaluate the quality of their results.

We have and will continue to spend significant amounts of effort continuing to develop our software to meet our customers' and potential customers' evolving needs, including as a result of AI. There is no assurance that the development or deployment of our software will be compelling to our customers or function correctly. In addition, we may experience delays in our release dates of our software, and there can be no assurance that our software will be released according to schedule. If our software development and deployment plan, which may include participation from third party vendors and licensors, does not accurately anticipate customer demands, or if we fail to develop our software in a manner that satisfies customer preferences in a timely and cost-effective manner, the Proteograph Product Suite may fail to gain market acceptance or function correctly. The occurrence of any one or more of the foregoing could negatively affect our business, financial condition, and results of operations.

As we commercialize the Proteograph Product Suite outside of the United States, our international business could expose us to business, regulatory, legal, political, operational, financial, and economic risks associated with doing business outside of the United States.

Engaging in international business inherently involves a number of difficulties and risks, including:

- required compliance with existing and changing foreign regulatory requirements and laws that are or may be applicable to our business in the future, such as the European Union’s General Data Protection Regulation (GDPR) and other data privacy requirements, labor and employment regulations, anti-competition regulations, the U.K. Bribery Act of 2010 and other anti-corruption laws, regulations relating to the use of certain hazardous substances or chemicals in commercial products, and to the collection, reuse, and recycling of waste from products we manufacture;
- required compliance with U.S. laws such as the U.S. Foreign Corrupt Practices Act (FCPA), and other U.S. federal laws and regulations, including with respect to not doing business with sanctioned parties, as prohibited by the office of Foreign Asset Control;
- export requirements and import or trade restrictions, including, without limitation, with respect to biological samples, and trade retaliation laws;
- restrictions on both inbound and outbound cross-border investment, including enhanced oversight by the Committee on Foreign Investment in the United States (CFIUS) and substantial restrictions on investment from China;
- laws and business practices favoring local companies;
- risks associated with transactions or payments denominated in foreign currency, longer payment cycles and difficulties in enforcing agreements and collecting receivables through certain foreign legal systems;
- changes in social, economic, political and climate conditions or in laws, regulations and policies governing foreign trade, manufacturing, research and development, investment, and climate control both domestically as well as in the other countries and jurisdictions in which we operate and into which we may sell our products;
- potentially adverse consequences associated with tariffs, changes in trade restrictions or relationships, potential retaliatory tariffs and actions from other countries, customs charges, bureaucratic requirements, and other trade barriers;
- difficulties and costs of staffing and managing foreign operations; and
- difficulties protecting, maintaining, enforcing or procuring intellectual property rights.

The collection and transfer of personal data and human samples is subject to increasing regulatory authority around the world. For example, Europe and China have adopted or are in the process of adopting data protections laws, regulations, and practice standards covering personal data, medical samples and data, and their potential transfer across national borders. In some cases, consent from individuals and the opportunity for revocation of consent, handling by local entities, and approvals from regulatory bodies may be required, and enforcement may include suspension of the ability to conduct business in the regulated jurisdiction along with civil fines and criminal penalties. This could increase our compliance costs and subject us to significant risks of doing business in these jurisdictions, and any failure to comply with these laws, rules, and regulations could materially and adversely affect our revenue and business operations.

In particular, there is currently significant uncertainty about the future relationship between the United States and various other countries, most significantly China, with respect to trade policies, treaties, tariffs, taxes, and other limitations on cross-border operations. The U.S. government has made and continues to make significant additional changes in U.S. trade policy and may continue to take future actions that could negatively impact U.S. trade. For example, legislation has been introduced in Congress to limit certain U.S. biotechnology companies from using equipment or services produced or provided by select Chinese biotechnology companies, and others in Congress have advocated for the use of existing executive branch authorities to limit those Chinese service providers' ability to engage in business in the U.S. We cannot predict what actions may ultimately be taken with respect to trade relations between the United States and China or other countries, what products and services may be subject to such actions or what actions may be taken by the other countries in retaliation. If we are unable to obtain or use services from existing service providers or become unable to export or sell our products to any of our customers or service providers, our business, liquidity, financial condition, and/or results of operations would be materially and adversely affected.

If one or more of these risks occurs, it could require us to dedicate significant resources to remedy such occurrence, and if we are unsuccessful in finding a solution, our financial results will suffer.

A portion of our international sales is and will be conducted through third-party distributors, and we will not control their efforts to sell our products. If our relationships with these third-party distributors cannot be established or deteriorate, or if these third-party distributors fail to sell our products, or engage in activities that harm our reputation, our results of operations and business may be negatively affected.

Our current commercial model includes direct sales in the United States and elsewhere, and we have built and are building relationships with third party distributors and channel partners in various countries, to enable us to enter additional markets more efficiently. If we are unable to enter or maintain such distribution arrangements on acceptable terms, or at all, we may not be able to successfully commercialize our products in certain countries.

Furthermore, distributors can choose the level of effort that they apply to selling our products relative to others in their portfolio. Our distributors may not commit the necessary resources to market our products or may favor the products of other companies. The selection, training, and compensation of distributors' sales personnel are within their control rather than our own and may vary significantly in quality from distributor to distributor. They may experience their own financial difficulties, or distribution relationships may be terminated or allowed to expire, which could increase the cost of or impede commercialization of our products in applicable countries. Disputes may also arise between us and our distributors that result in the delay or termination of commercialization or that result in costly litigation or arbitration that diverts management's attention and resources. Distributors may not properly maintain or defend our intellectual property rights or may use our intellectual property, and our confidential or proprietary information in such a way as to invite litigation that could jeopardize or invalidate our intellectual property rights, and confidential or proprietary information, and expose us to potential litigation. Distributors could move forward with competing products developed either independently or in collaboration with others, including our competitors.

In addition, although we intend to require contract terms obligating our distributors to comply with all applicable laws regarding the sale of our products, including regulatory labeling, protection of personal data, U.S. export regulations and the FCPA, we may not be able to ensure proper compliance. If our distributors fail to effectively market and sell our products in full compliance with applicable laws and regulations, our results of operations and business may suffer.

The life sciences technology market is highly competitive. If we fail to compete effectively, our business and results of operations will suffer.

We face significant competition in the life sciences technology market. We currently compete with life sciences technology and the diagnostic companies that are supplying components, products and services that serve customers engaged in proteomics analysis. These companies include Agilent Technologies, Bio-Techne, Bruker, Danaher, DiaSorin, Illumina and Thermo Fisher Scientific. We also compete with a number of companies that have developed, or are developing, proteomic products and solutions, such as Alamar Biosciences, Nautilus Biotechnology, Quanterix, and Quantum-Si.

Some of our current competitors are large publicly-traded companies, or are divisions of large publicly-traded companies, and may enjoy a number of competitive advantages over us, including:

- greater name and brand recognition;
- greater financial and human resources;
- broader product lines;
- larger sales forces and more established distributor networks;
- substantial intellectual property portfolios;
- larger and more established customer bases and relationships; and
- better established, larger scale and lower cost manufacturing capabilities.

We also face competition from researchers developing their own products. The area in which we compete involves rapid innovation and some of our customers have in the past, and more may in the future, elect to create their own assays rather than rely on a third-party supplier such as ourselves. This is particularly true for the largest research centers and laboratories who are continually testing and trying new technologies, whether from a third-party vendor or developed internally. We will also compete for the resources our customers allocate for purchasing a wide range of products used to analyze the proteome, some of which may be additive to or complementary with our own but not directly competitive.

We cannot assure you that our products will compete favorably or that we will be successful in the face of increasing competition from products and technologies introduced by our existing or future competitors, companies entering our markets or developed by our customers internally. In addition, we cannot assure you that our competitors do not have or will not develop products or technologies, including through the use of AI, that currently or in the future will enable them to produce competitive products with greater capabilities or at lower costs than ours or that are able to run comparable experiments at a lower total experiment cost. Any failure to compete effectively could materially and adversely affect our business, financial condition and operating results.

We may need to raise additional capital to fund commercialization plans for the Proteograph Product Suite, including manufacturing, sales and marketing activities, expand our investments in research, and develop and commercialize new products and applications.

Based on our current plans, we believe that our current cash, cash equivalents and investments will be sufficient to meet our anticipated cash flow requirements for at least twelve months from the date of this Annual Report. If our available cash resources and anticipated cash flow from operations are insufficient to satisfy our liquidity requirements including because of lower demand for our products or the realization of other risks described in this Annual Report, we may be required to raise additional capital prior to such time through issuances of equity or convertible debt securities, entrance into a credit facility or another form of third-party funding or seek other debt financing.

We will consider raising additional capital in the future to expand our business, to pursue strategic investments, to take advantage of financing opportunities or for other reasons, including:

- increasing our sales and marketing and other commercialization efforts to drive market adoption of the Proteograph Product Suite;
- funding development and marketing efforts of the Proteograph Product Suite or any other future products;
- expanding our technologies into additional markets;
- acquiring, licensing or investing in technologies and other intellectual property rights;
- acquiring or investing in complementary businesses or assets; and
- financing capital expenditures and general and administrative expenses.

Our present and future funding requirements will depend on many factors, including:

- our rate of progress in commercializing the Proteograph Product Suite and new products, and the cost of the sales and marketing activities associated with establishing adoption of our products;
- our rate of progress in, and cost of research and development activities associated with, products in research and development; and
- the effect of competing technological and market developments.

The various ways we could raise additional capital carry potential risks. If we raise funds by issuing equity securities, dilution to our stockholders could result. If we raise funds by issuing debt securities, those debt securities would have rights, preferences and privileges senior to those of holders of our Class A common stock. The terms of debt securities issued or borrowings pursuant to a credit agreement could impose significant restrictions on our operations. If we borrow funds from or deposit funds in banks or other financial institutions, we might encounter increasingly restrictive requirements and be subject to their solvency risk. If we raise funds through collaborations or licensing arrangements, we might be required to relinquish significant rights to our technologies or products or grant licenses on terms that are not favorable to us.

If we are unable to obtain adequate financing or financing on terms satisfactory to us, if we require it, our ability to continue to pursue our business objectives and to respond to business opportunities, challenges, or unforeseen circumstances could be significantly limited, and could have a material adverse effect on our business, financial condition, results of operations and prospects.

We may acquire other companies, or their assets or technologies, enter into joint ventures, or make other strategic investments in companies, which could divert our management’s attention, result in additional dilution to our stockholders and otherwise disrupt our operations and harm our operating results.

We may in the future seek to acquire businesses, applications or technologies that we believe could complement or expand the Proteograph Product Suite or future products or services, enhance our technical capabilities or otherwise offer growth opportunities. The pursuit of potential acquisitions may divert the attention of management and cause us to incur various costs and expenses in identifying, investigating and pursuing suitable acquisitions, whether or not they are consummated. We may not be able to identify desirable acquisition targets or be successful in entering into an agreement with any particular target or obtain the expected benefits of any acquisition or investment.

To date, the growth of our operations has been organic, and we have limited experience in acquiring other businesses or technologies. We may not be able to successfully integrate acquired personnel, operations and technologies, or effectively manage the combined business following an acquisition. Acquisitions could also result in dilutive issuances of equity securities, the use of our available cash, or the incurrence of debt, which could harm our operating results. In addition, if an acquired business fails to meet our expectations, our operating results, business and financial condition may suffer.

We also may make investments in early-stage companies that we believe are advancing or developing new technologies applicable to our businesses. These investments are generally illiquid at the time of investment. We have and expect to continue to recognize gains or losses attributable to adjustments of the investments’ fair value, including impairments up to and including the full value of the investment, which events are generally outside of our control such as the success or failure of the company and market volatility. In some cases, we may also enter into separate commercial arrangements with these companies, whether before, concurrently with, or after making an investment. In certain cases, the commercial arrangement may be a driving factor behind our investment. We cannot assure you that the commercial arrangement will further our business strategy as we expected. We may not realize all the economic benefits expected from the commercial agreement or realize the expected return on our investments.

We may not realize the benefits of PrognomiQ as a separate healthcare company in the area of disease testing.

In August 2020, we transferred certain assets to PrognomiQ, as a separate healthcare company to help enable the growth of ecosystems around new applications that leverage the Proteograph solution for unbiased, deep and large-scale proteomic information. In August 2024, the Company entered into a preferred stock purchase agreement with PrognomiQ, pursuant to which the Company purchased \$10.0 million of PrognomiQ's Series D Preferred Stock. In July 2025, the Company made an additional \$1.9 million investment in the same series. Subsequently, in January 2026, the Company made an additional \$1.5 million investment in the same series.

As of December 31, 2025, we held approximately 24% of the outstanding capital stock of PrognomiQ. We may not realize the potential benefits of forming PrognomiQ for a variety of reasons, including:

- PrognomiQ may be unable to successfully develop viable testing products;
- PrognomiQ’s business may not help demonstrate the value of the Proteograph;
- an inability to reach agreement with PrognomiQ on future commercial arrangements;
- PrognomiQ may need to raise additional funding in the future and be unable to do so; and
- the formation of PrognomiQ and our continuing equity position in PrognomiQ may add complexities to our business from a finance, tax and accounting perspective.

Further, PrognomiQ is a separate entity, and as such, may decide over time to pursue a different business model, decide to do business with our competitors in addition to or instead of with us, be acquired by a competitor or take other actions that may not be beneficial to us.

Risks Related to Financial Reporting

We are required by Section 404 of the Sarbanes-Oxley Act to evaluate the effectiveness of our internal control over financial reporting. If we are unable to achieve and maintain effective internal controls, our operating results and financial condition could be harmed and the market price of our Class A common stock may be negatively affected.

As a public company with SEC reporting obligations, we are required to document and test our internal control procedures to satisfy the requirements of Section 404(a) of the Sarbanes-Oxley Act (SOX), which requires annual assessments by management of the effectiveness of our internal control over financial reporting. Because we re-qualified as a smaller reporting company, as of December 31, 2025, we are a non-accelerated filer and are no longer required to comply with the auditor attestation requirements regarding the effectiveness of our internal control over financial reporting under Section 404(b) of the Sarbanes-Oxley Act until we become an accelerated filer or large accelerated filer.

During our assessments, we may identify deficiencies that we are unable to remediate in a timely manner. Testing and maintaining our internal control over financial reporting may also divert management's attention from other matters that are important to the operation of our business. We may not be able to conclude on an ongoing basis that we have effective internal control over financial reporting in accordance with Section 404(a) of SOX. If we conclude that our internal control over financial reporting is not effective, the cost and scope of remediation actions and their effect on our operations may be significant. Moreover, any material weaknesses or other deficiencies in our internal control over financial reporting may impede our ability to file timely and accurate reports with the SEC, and there could be a failure to meet exchange listing requirements. Any of the above could cause investors to lose confidence in our reported financial information or our Class A common stock listing on Nasdaq to be suspended or terminated, which could have a negative effect on the trading price of our Class A common stock.

If we fail to maintain an effective system of internal controls, or otherwise fail to comply with the Sarbanes-Oxley Act of 2002, we may not be able to accurately and timely report our financial results, which may adversely affect our business and investor confidence in us and, as a result, the value of our Class A common stock.

If we are unable to successfully maintain internal control over financial reporting, or identify any material weaknesses, the accuracy and timing of our financial reporting may be adversely affected. Any failure to implement and maintain effective internal control over financial reporting could cause investors to lose confidence in our reported financial and other information, adversely impact our stock price, cause us to incur increased costs to remediate any deficiencies, and attract regulatory scrutiny or lawsuits that could be costly to resolve and distract management's attention, limit our ability to access the capital markets or cause our stock to be delisted from The Nasdaq Global Select Market or any other securities exchange on which it is then listed. Failure to remedy any material weakness in our internal control over financial reporting, or to implement or maintain other effective control systems required of public companies, could also restrict our future access to the capital markets.

If we fail to maintain an effective system of internal control over financial reporting, we may not be able to accurately report our financial results in a timely manner or prevent fraud, which would harm our business.

Effective internal controls over financial reporting are necessary for us to provide reliable financial reports and, together with adequate disclosure controls and procedures, are designed to prevent fraud. Any failure to implement required new or improved controls, or difficulties encountered in their implementation, could cause us to fail to meet our reporting obligations in a timely manner, or at all. In addition, any testing by us conducted in connection with Section 404(a) of SOX or any subsequent testing by our independent registered public accounting firm in connection with Section 404(b) of SOX, may reveal deficiencies in our internal controls over financial reporting that are deemed to be significant deficiencies or material weaknesses or that may require prospective or retroactive changes to our consolidated financial statements or identify other areas for further attention or improvement. We are also required to disclose material changes made in our internal controls over financial reporting and procedures on a quarterly basis and our management is required to assess the effectiveness of these controls annually. Remediation of previous material weaknesses may not be effective or prevent any future deficiency in our internal control over financial reporting. Ineffective internal controls could also cause investors to lose confidence in our reported financial information, which could have a negative effect on the trading price of our Class A common stock.

To achieve compliance with Section 404(a) within the prescribed period, we have engaged in a process to document and evaluate our internal control over financial reporting, which is both costly and challenging. In this regard, we will need to continue to dedicate internal resources, potentially engage outside consultants and adopt a plan to assess and document the adequacy of our internal control over financial reporting, continue steps to improve control processes as appropriate, validate through testing that controls are designed and operating effectively and implement a continuous reporting and improvement process for internal control over financial reporting.

An independent assessment of the effectiveness of our internal controls could detect problems that our management's assessment might not identify. Undetected material weaknesses in our internal controls could lead to financial statement restatements and require us to incur the expense of remediation.

Changes in, or evolving interpretations of, financial accounting rules, regulations, standards or practices could result in unfavorable accounting changes, require us to, for example, change our compensation policies or restate our financial statements, or cause adverse, unexpected fluctuations in our operating results, resulting in a decline in the market price of our Class A common stock.

The preparation of consolidated financial statements in conformity with U.S. GAAP requires management to make estimates and assumptions that affect the amounts reported in our consolidated financial statements and accompanying notes. We base our estimates on historical experience and estimates and on various other assumptions that we believe to be reasonable under the circumstances, the results of which form the basis for making judgments about the carrying values of assets, liabilities, equity, revenue and expenses that are not readily apparent from other sources. However, we have a limited operating history. It is possible that interpretation, industry practice and guidance may evolve as we apply the new standard. If our assumptions underlying our estimates and judgments relating to our critical accounting policies change or if actual circumstances differ from our assumptions, estimates or judgments, or if accounting rules, regulations, standards or practices change, our compensation practices may need to change or our financial statements may need to be restated, and our operating results may be adversely affected and could fall below our publicly announced guidance or the expectations of securities analysts and investors, resulting in a decline in the market price of our Class A common stock.

Risks Related to Regulatory Compliance

If we elect to label and promote any of our products as clinical diagnostics tests or medical devices, we would be required to obtain prior approval or clearance by the FDA, which would take significant time and expense and could fail to result in FDA clearance or approval for the intended uses we believe are commercially attractive.

Our products are labeled, promoted, and sold as research use only (RUO) products, primarily to academic and research institutions and research companies, and are not designed or intended to be used for diagnostic procedures, clinical diagnostic tests or as medical devices. If we elect to label and market our products for use as, or in the performance of, clinical diagnostics in the United States, thereby subjecting them to U.S. Food and Drug Administration (FDA) regulation as medical devices, we would be required to obtain premarket 510(k) clearance or premarket approval from the FDA, unless an exception applies.

We may in the future register with the FDA as a medical device manufacturer and list some of our products with the FDA pursuant to an FDA Class I listing for general purpose laboratory equipment. While this regulatory classification is exempt from certain FDA requirements, such as the need to submit a premarket notification commonly known as a 510(k), and applicable requirements under FDA's QMSR, we would be subject to ongoing FDA "general controls," which include compliance with FDA regulations for labeling, inspections by the FDA, complaint evaluation, corrections and removals reporting, promotional restrictions, reporting adverse events or malfunctions for our products, and general prohibitions against misbranding and adulteration.

In January 2024, FDA announced its plans to reclassify certain high-risk in vitro diagnostics, including companion diagnostics, as Class II devices. In addition, we may in the future submit 510(k) premarket notifications to the FDA to obtain FDA clearance of certain of our products on a selective basis. It is possible, in the event we elect to submit 510(k) applications for certain of our products, that the FDA would take the position that a more burdensome premarket application, such as a premarket approval application (PMA) or a *de novo* application is required for some of our products. If such applications were required, greater time and investment would be required to obtain FDA approval. Even if the FDA agreed that a 510(k) was appropriate, FDA clearance can be expensive and time consuming. It generally takes a significant amount of time to prepare a 510(k), including conducting appropriate testing on our products, and several months to years for the FDA to review a submission. Notwithstanding the effort and expense, FDA clearance or approval could be denied for some or all of our products for which we choose to market as a medical device or a clinical diagnostic device. Even if we were to seek and obtain regulatory approval or clearance, it may not be for the intended uses we request or that we believe are important or commercially attractive. There can be no assurance that future products for which we may seek premarket clearance or approval will be approved or cleared by FDA or a comparable foreign regulatory authority on a timely basis, if at all, nor can there be assurance that labeling claims will be consistent with our anticipated claims or adequate to support continued adoption of such products. Compliance with FDA or comparable foreign regulatory authority regulations will require substantial costs, and subject us to heightened scrutiny by regulators and substantial penalties for failure to comply with such requirements or the inability to market our products. The lengthy and unpredictable premarket clearance or approval process, as well as the unpredictability of the results of any required clinical studies, may result in our failing to obtain regulatory clearance or approval to market such products, which would significantly harm our business, results of operations, reputation, and prospects.

If we sought and received regulatory clearance or approval for certain of our products, we would be subject to ongoing FDA obligations and continued regulatory oversight and review, including the general controls listed above and the FDA's QMSR for our development and manufacturing operations. In addition, we would be required to obtain a new 510(k) clearance before we could introduce subsequent modifications or improvements to such products. We could also be subject to additional FDA post-marketing obligations for such products, any or all of which would increase our costs and divert resources away from other projects. If we sought and received regulatory clearance or approval and are not able to maintain regulatory compliance with applicable laws, we could be prohibited from marketing our products for use as, or in the performance of, clinical diagnostics and/or could be subject to enforcement actions, including warning letters and adverse publicity, fines, injunctions, and civil penalties; recall or seizure of products; operating restrictions; and criminal prosecution.

In addition, we could decide to seek regulatory clearance or approval for certain of our products in countries outside of the United States. Sales of such products outside the United States will likely be subject to foreign regulatory requirements, which can vary greatly from country to country. As a result, the time required to obtain clearances or approvals outside the United States may differ from that required to obtain FDA clearance or approval and we may not be able to obtain foreign regulatory approvals on a timely basis or at all. In Europe, we would need to comply with the new Medical Device Regulation 2017/745 (MDR) and In Vitro Diagnostic Regulation 2017/746 (IVDR), which came into force in 2021 and 2022, respectively. In 2025, the European Commission published its proposals on amendments to the MDR and IVDR as well as new transparency requirements. These regulations increase the clinical requirements and will increase the difficulty of regulatory approvals in Europe. In addition, the FDA regulates exports of medical devices. Failure to comply with these regulatory requirements or obtain and maintain required approvals, clearances and certifications could impair our ability to commercialize our products for diagnostic use outside of the United States.

Our products could become subject to government regulation as medical devices by the FDA and other regulatory agencies even if we do not elect to seek regulatory clearance or approval to market our products for diagnostic purposes, which would adversely impact our ability to market and sell our products and harm our business. If our products become subject to FDA regulation, the regulatory clearance or approval and the maintenance of continued and post-market regulatory compliance for such products will be expensive, time-consuming, and uncertain both in timing and in outcome.

We do not currently expect the Proteograph Product Suite to be subject to the clearance or approval of the FDA, as it is not intended to be used for the diagnosis, treatment or prevention of disease. However, as we expand our product line and the applications and uses of our current or products into new fields, certain of our future products could become subject to regulation by the FDA, or comparable international agencies, including requirements for regulatory clearance or approval of such products before they can be marketed. Also, even as our products are labeled, promoted, and intended as RUO, the FDA or comparable agencies of other countries could disagree with our conclusion that our products are intended for research use only or deem our sales, marketing and promotional efforts as being inconsistent with RUO products. For example, our customers may independently elect to use our RUO labeled products in their own laboratory developed tests (LDTs) for clinical diagnostic use, which could subject our products to government regulation, and the regulatory clearance or approval and maintenance process for such products may be uncertain, expensive, and time-consuming. Regulatory requirements related to marketing, selling, and distribution of RUO products could change or be uncertain, even if clinical uses of our RUO products by our customers were done without our consent. If the FDA or other regulatory authorities assert that any of our RUO products are subject to regulatory clearance or approval, our business, financial condition, or results of operations could be adversely affected.

Legislative and administrative proposals to amend the FDA's oversight of LDTs have been introduced in recent years, including the Verifying Accurate Leading-edge IVCT Development Act of 2021 (VALID Act). In May 2024, the FDA published a final rule to regulate LDTs, which was vacated by the Texas district court in March 2025, clarifying that, while the FDA has jurisdiction to regulate diagnostic products, or tangible goods, the FDA does not have authority to regulate professional services performed by CLIA certified laboratories and regulated professionals. In June 2024, the U.S. Supreme Court overruled the case that established the *Chevron* doctrine, which gives deference to regulatory agencies' statutory interpretations in litigation against federal government agencies, such as the FDA, where the law is ambiguous. This landmark Supreme Court decision may invite more companies and other stakeholders to bring lawsuits against the FDA to challenge rules and policies of the FDA. We cannot predict the outcome of these judicial challenges or how Congress or the FDA will regulate products in our industry in the future, or how that regulatory system will impact our business. Changes to the current regulatory framework, including the imposition of additional or new regulations, including regulation of our products, could arise at any time during the development or marketing of our products, which may negatively affect our ability to obtain or maintain FDA or comparable regulatory approval of our products, if required. Further, sales of devices for diagnostic purposes may subject us to additional healthcare regulation and enforcement by the applicable government agencies. There is significant uncertainty in the life sciences industry due to potential government shutdowns, layoffs and staff departures at the federal agencies, like the FDA, tariffs, and funding cuts for research, which can have a material effect on the operations of our customers and their demand for our products. Such laws include, without limitation, state and federal anti-kickback or anti-referral laws, healthcare fraud and abuse laws, false claims laws, privacy and security laws, Physician Payments Sunshine Act and related transparency and manufacturer reporting laws, and other laws and regulations applicable to medical device manufacturers.

Additionally, on November 25, 2013, the FDA issued Final Guidance "Distribution of In Vitro Diagnostic Products Labeled for Research Use Only." The guidance emphasizes that the FDA will review the totality of the circumstances when it comes to evaluating whether equipment and testing components are properly labeled as RUO. The final guidance states that merely including a labeling statement that the product is for research purposes only will not necessarily render the device exempt from the FDA's clearance, approval, and other regulatory requirements if the circumstances surrounding the distribution, marketing and promotional practices indicate that the manufacturer knows its products are, or intends for its products to be, used for clinical diagnostic purposes. These circumstances may include written or verbal sales and marketing claims or links to articles regarding a product's performance in clinical applications and a manufacturer's provision of technical support for clinical applications.

It is unclear how future legislation, executive orders, new regulations, and other actions by federal and state governments, including changes in the leadership of FDA and other federal agencies, will impact the industry, including our business and that of our customers. Budget cuts to research and federal agencies, layoffs at federal agencies, hiring freezes, return-to-office policies, the current government shutdown, lapse in government appropriations and other measures taken by the current administration, including measures by the Department of Government Efficiency, can have a material impact on our industry, including the business of our customers and our operations. In the future, to the extent we or our partners develop any medical devices subject to FDA regulation, failure to comply with applicable regulatory requirements can result in enforcement action by the government, which may include warning letters, untitled letters, fines, injunctions, civil penalties, recall or seizure of products, among others.

Risks Related to our Intellectual Property

If we are unable to obtain, maintain and enforce sufficient intellectual property protection for our products, services and technology, or if the scope of the intellectual property protection obtained is not sufficiently broad, our competitors could develop and commercialize products similar or identical to ours, and our ability to successfully commercialize our products may be impaired.

We rely on patent protection as well as trademark, copyright, trade secret and other intellectual property rights protection and contractual restrictions to protect our proprietary products, services and technologies, all of which provide limited protection and may not adequately protect our rights or permit us to gain or keep any competitive advantage. If we fail to obtain, maintain, enforce and protect our intellectual property, third parties may be able to compete more effectively against us. In addition, we may incur substantial litigation costs in our attempts to recover or restrict use of our intellectual property.

To the extent our intellectual property offers inadequate protection, or is found to be invalid or unenforceable, we would be exposed to a greater risk of direct competition. If our intellectual property does not provide adequate coverage of our competitors' products or services, our competitive position could be adversely affected, as could our business, financial condition, results of operations and prospects. Both the patent application process and the process of managing patent and other intellectual property disputes can be time-consuming, expensive and unpredictable.

Our success depends in large part on our and our licensor's ability to obtain and maintain protection of the intellectual property we may own solely and jointly with, or license from, third parties, particularly patents, in the United States and other countries with respect to our products and technologies. We apply for patents covering our products and technologies and uses thereof, as we deem appropriate. However, obtaining and enforcing patents is costly, time-consuming and complex, and we may fail to apply for patents on important products, services and technologies in a timely fashion or at all, or we may fail to apply for patents in potentially relevant jurisdictions. We may not be able to file and prosecute all necessary or desirable patent applications, or maintain, enforce and license any patents that may issue from such patent applications, at a reasonable cost or in a timely manner or in all jurisdictions. It is also possible that we will fail to identify patentable aspects of our research and development output before it is too late to obtain patent protection. Moreover, we may not develop additional proprietary products, services and technologies that are patentable. We may not have the right to control the preparation, filing and prosecution of patent applications, or to maintain the rights to patents licensed from or to third parties. Therefore, these patents and applications may not be prosecuted and enforced by such third parties in a manner consistent with the best interests of our business.

In addition, the patent position of life sciences technology companies generally is highly uncertain, involves complex legal and factual questions, and has been the subject of much litigation in recent years. Changes in either the patent laws or in interpretations of patent laws in the United States or other countries or regions may diminish the value of our intellectual property. As a result, the issuance, scope, validity, enforceability, and commercial value of our patent rights are highly uncertain. It is possible that none of our pending patent applications will result in issued patents in a timely fashion or at all, and even if patents are granted, they may not provide a basis for intellectual property protection of commercially viable products or services, may not provide us with any competitive advantages, or may be challenged, narrowed and invalidated by third parties. We cannot predict the breadth of claims that may be allowed or enforced in our patents or in third-party patents. It is possible that third parties will design around our current or future patents such that we cannot prevent such third parties from using similar technologies and commercializing similar products or services to compete with us. Some of our owned or licensed patents or patent applications may be challenged at a future point in time and we may not be successful in defending any such challenges made against our patents or patent applications. Any successful third-party challenge to our patents could result in the narrowing, unenforceability or invalidity of such patents and increased competition to our business. The outcome of patent litigation or other proceedings can be uncertain, and any attempt by us to enforce our patent rights against others or to challenge the patent rights of others may not be successful, or, regardless of success, may take substantial time and result in substantial cost, and may divert our efforts and attention from other aspects of our business. Any of the foregoing events could have a material adverse effect on our business, financial condition and results of operations.

The U.S. law relating to the patentability of certain inventions in the life sciences technology industry is uncertain and rapidly changing, which may adversely impact our existing patents or our ability to obtain patents in the future.

Changes in either the patent laws or interpretation of the patent laws in the United States or in other jurisdictions could increase the uncertainties and costs surrounding the prosecution of patent applications and the enforcement or defense of issued patents. For instance, under the Leahy-Smith America Invents Act, or the America Invents Act, enacted in September 2011, the United States transitioned to a first inventor to file system in which, assuming that other requirements for patentability are met, the first inventor to file a patent application is entitled to the patent on an invention regardless of whether a third party was the first to invent the claimed invention. These changes include allowing third-party submission of prior art to the United States Patent and Trademark Office (USPTO) during patent prosecution and additional procedures to challenge the validity of a patent by USPTO administered post-grant proceedings, including post-grant review, *inter partes* review and derivation proceedings. The America Invents Act and its implementation could increase the uncertainties and costs surrounding the prosecution of our patent applications and future patent applications, and the enforcement or defense of our issued patents, all of which could have a material adverse effect on our business, financial condition, results of operations and prospects.

Various courts, including the U.S. Supreme Court, have rendered decisions that impact the scope of patentability of certain inventions or discoveries relating to the life sciences technology. Specifically, these decisions stand for the proposition that patent claims that recite laws of nature or abstract ideas are not themselves patentable unless those patent claims have sufficient additional features that provide practical assurance that the processes are genuine inventive applications of those laws rather than patent drafting efforts designed to monopolize the law of nature itself. What constitutes a “sufficient” additional feature is uncertain. Furthermore, in view of these decisions, since December 2014, the USPTO has published and continues to publish revised guidelines for patent examiners to apply when examining process claims for patent eligibility.

In addition, U.S. Supreme Court rulings have narrowed the scope of patent protection available in certain circumstances and weakened the rights of patent owners in certain situations. In addition to increasing uncertainty with regard to our ability to obtain patents in the future, this combination of events has created uncertainty with respect to the value of patents, once obtained. Depending on decisions by the U.S. Congress, the federal courts and the USPTO, the laws and regulations governing patents could change in unpredictable ways that may have a material adverse effect on our ability to obtain new patents and to defend and enforce our existing patents and patents that we might obtain in the future.

We cannot assure you that our patent portfolio will not be negatively impacted by the current uncertain state of the law, new court rulings or changes in guidance or procedures issued by the USPTO or other similar patent offices around the world. From time to time, the U.S. Supreme Court, other federal courts, the U.S. Congress or the USPTO may change the standards of patentability, scope and validity of patents within the life sciences technology and any such changes, or any similar adverse changes in the patent laws of other jurisdictions, could have a material and negative impact on our business, financial condition, prospects and results of operations.

Additionally, organizational changes to the USPTO could increase the uncertainties, timing and costs related to the prosecution of our patent applications. Reductions in the staff available to process, review and make decisions regarding patent applications as well as complete other patent-related activities could delay or prevent us from successfully prosecuting our current or future patent applications. Over the last few years, the U.S. government has shut down several times and certain regulatory agencies have had to furlough staff and stop critical activities. A prolonged government shutdown could prevent the timely review of our patent applications by the USPTO, which could delay the issuance of any U.S. patents to which we might otherwise be entitled.

We may not be able to protect our intellectual property rights throughout the world.

Filing, prosecuting and defending patents on our technology, services and products, including the Proteograph Product Suite, in all countries throughout the world would be prohibitively expensive, and our intellectual property rights in some countries outside the United States can be less extensive than those in the United States.

The laws of some foreign countries do not protect intellectual property rights to the same extent as the laws of the United States, and we and our licensor may encounter difficulties in protecting and defending such rights in foreign jurisdictions. Obtaining granted patents in foreign jurisdictions is time-consuming and expensive, the outcome is unpredictable, and some countries are unable to prosecute and grant patents in a timely manner. Consequently, we and our licensor(s) may not be able to prevent third parties from practicing our inventions in some or all countries outside the United States, or from selling or importing products made using our or our licensor's inventions in and into the United States or other jurisdictions. It is unknown whether we will be successful in obtaining patents with sufficient claim scope in certain jurisdictions to block third parties, in a cost effective or in a timely manner, and if we are unable to do so it could have a material adverse effect on our business, financial condition, results of operations and prospects in various geographies.

In June 2023, the European Unitary Patent system and the European Unified Patent Court (“UPC”) were launched. European patent applications now have the option, upon grant of a patent, of becoming a Unitary Patent which is subject to the jurisdiction of the UPC. In addition, conventional European patents, both already granted at the time the new system began and granted thereafter, are subject to the jurisdiction of the UPC, unless actively opted out. This was a significant change in European patent practice, and deciding whether to opt-in or opt-out of Unitary Patent practice entails strategic and cost considerations. The UPC provides third parties, including our competitors, with a new forum to centrally revoke our European patents and makes it possible for a third party to obtain pan-European injunctions against us. It will be several years before we will understand the scope of patent rights that will be recognized and the strength of patent remedies that will be provided by the UPC, particularly as there is limited precedent for the court, increasing the uncertainty of any litigation in the UPC. While we have the right to opt our patents out of the UPC over the first seven years of the court’s existence, doing so may preclude us from realizing the benefits of the UPC. Moreover, the decision whether to opt-in or opt-out of Unitary Patent status will require coordinating with co-applicants, if any, adding complexity to any such decision.

Competitors and other third parties may also use our technologies in jurisdictions where we have not obtained patent protection to develop their own products, services and technologies and may also export infringing products to territories where we have patent protection, but enforcement is not as strong as that in the United States. These products may compete with our products. Our and our licensor’s patents or other intellectual property rights may not be effective or sufficient to prevent them from competing. In addition, certain countries have compulsory licensing laws under which a patent owner may be compelled to grant licenses to other parties. Furthermore, many countries limit the enforceability of patents against other parties, including government agencies or government contractors. In these countries, the patent owner may have limited remedies, which could materially diminish the value of any patents.

Many companies have encountered significant problems in protecting and defending intellectual property rights in foreign jurisdictions. The legal systems of many other countries do not favor the enforcement of patents and other intellectual property protection, which could make it difficult for us to stop the misappropriation or other violations of our intellectual property rights including infringement of our patents in such countries. The legal systems in certain countries may also favor state-sponsored or companies headquartered in particular jurisdictions over our first-in-time patents and other intellectual property protection. Geopolitical actions worldwide could increase the uncertainties and costs surrounding the prosecution or maintenance of our patent applications or those of any current or future licensors and the maintenance, enforcement or defense of our issued patents or those of any current or future licensors. The absence of harmonized intellectual property protection laws and effective enforcement makes it difficult to ensure consistent respect for patent, trade secret, and other intellectual property rights on a worldwide basis. As a result, it is possible that we will not be able to enforce our rights against third parties that misappropriate our proprietary technology in those countries.

Proceedings to enforce our or our licensor’s patent rights in foreign jurisdictions could result in substantial cost and divert our efforts and attention from other aspects of our business, could put our and our licensor’s patents at risk of being invalidated or interpreted narrowly and our and our licensor’s patent applications at risk of not issuing, and could provoke third parties to assert claims against us. We and our licensors may not prevail in any lawsuits that we or our licensor initiate, or that are initiated against us or our licensor, and the damages or other remedies awarded, if any, may not be commercially meaningful. In addition, changes in the law and legal decisions by courts in the United States and foreign countries may affect our ability to obtain adequate protection for our products, services and other technologies and the enforcement of intellectual property. Accordingly, our efforts to enforce our intellectual property rights around the world may be inadequate to obtain a significant commercial advantage from the intellectual property that we develop or license. Any of the foregoing events could have a material adverse effect on our business, financial condition, results of operations and prospects.

Issued patents covering our products or services could be found invalid or unenforceable if challenged.

Our owned and licensed patents and patent applications may be subject to validity, enforceability and priority disputes. The issuance of a patent is not conclusive as to its inventorship, scope, validity or enforceability. Some of our patents or patent applications (including licensed patents and patent applications) have been, and may be challenged at a future point in time in third-party observations, opposition, revocation, nullification, derivation, reexamination, *inter partes* review, post-grant review or interference or other similar proceedings. Any successful third-party challenge to our patents in this or any other proceeding could result in the unenforceability or invalidity of such patents, which may lead to increased competition to our business, which could have a material adverse effect on our business, financial condition, results of operations and prospects. In addition, if we or our licensor initiate legal proceedings against a third party to enforce a patent covering our products or services, the defendant could counterclaim that such patent covering our products or services, as applicable, is invalid and/or unenforceable. In patent litigation in the United States, defendant counterclaims alleging invalidity or unenforceability are commonplace. There are numerous grounds upon which a third party can assert invalidity or unenforceability of a patent. Grounds for a validity challenge could be an alleged failure to meet any of several statutory requirements, including lack of novelty, obviousness, lack of written description or non-enablement. Grounds for an unenforceability assertion could be an allegation that someone connected with prosecution of the patent withheld relevant information from the relevant patent office, or made a misleading statement, during prosecution. Third parties may also raise similar claims before administrative bodies in the United States or abroad, even outside the context of litigation. Such mechanisms include *ex parte* re-examination, *inter partes* review, post-grant review, derivation and equivalent proceedings in non-U.S. jurisdictions, such as opposition proceedings. For example, on October 7, 2024, PreOmics GmbH and Biognosys AG filed a petition for *Inter Partes* Review before the USPTO (Case No. IPR2024-01473), challenging the validity of select claims of U.S. Patent No. 11,435,360, (the 360 patent), which is exclusively licensed from The Brigham and Women's Hospital, Inc. (BWH); and on April 17, 2025, the Patent Trial and Appeal Board (PTAB) of the USPTO instituted *Inter Partes* Review of certain claims. The petition alleges, among other things, the challenged claims are invalid for anticipation or obviousness over the prior art. In Germany, an anonymous third party initiated a nullity action against European Patent EP3554681 and a cancellation request against Utility Model No. 202017007363 on November 18, 2024 and January 13, 2025, respectively, which patents are exclusively licensed from BWH. These actions allege, among other things, that the patents are invalid for lack of novelty and inventive step over the prior art. Furthermore, on May 27, 2025, an anonymous third party filed an Opposition to European Patent 4,056,263, which is exclusively licensed from BWH, alleging, among other things, that the patent is invalid for lack of novelty and inventive step. These proceedings could result in revocation of or amendment to our patents in such a way that they no longer cover and protect our products, or exclude our competitor's products. With respect to the validity of our patents, for example, we cannot be certain that there is no invalidating prior art of which we, our licensor, our or its patent counsel and the patent examiner were unaware during prosecution. The outcome following legal assertions of invalidity and unenforceability during patent litigation is unpredictable. If a defendant or other third party were to prevail on a legal assertion of invalidity or unenforceability, we would lose at least part, and perhaps all, of the patent protection on certain aspects of our products, services and technologies, which could have a material adverse effect on our business, financial condition, results of operations and prospects. In addition, if the breadth or strength of protection provided by our patents and patent applications is threatened, regardless of the outcome, it could dissuade companies from collaborating with us to license intellectual property, or develop or commercialize current or future products.

We may not be aware of all third-party intellectual property rights potentially relating to our products or services. Publications of discoveries in the scientific literature often lag behind the actual discoveries, and patent applications in the United States and other jurisdictions are typically not published until approximately 18 months after filing or, in some cases, not until such patent applications issue as patents. We might not have been the first to make the inventions covered by each of our pending patent applications and we might not have been the first to file patent applications for these inventions. To determine the priority of these inventions, we may have to participate in derivation proceedings or other post-grant proceedings declared by the USPTO, or other similar proceedings in non-U.S. jurisdictions, that could result in substantial cost to us and the loss of valuable patent protection. The outcome of such proceedings is uncertain. No assurance can be given that other patent applications will not have priority over our patent applications. In addition, changes to the patent laws of the United States allow for various post-grant opposition proceedings that have not been extensively tested, and their outcome is therefore uncertain. Furthermore, if third parties bring these proceedings against our patents, regardless of the merit of such proceedings and regardless of whether we are successful, we could experience significant costs and our management may be distracted. Any of the foregoing events could have a material adverse effect on our business, financial condition, results of operations and prospects.

If we are unable to protect the confidentiality of our trade secrets, the value of our technology could be materially adversely affected and our business could be harmed.

We have relied and expect to rely heavily on trade secrets and confidentiality agreements to protect our unpatented know-how, technology and other proprietary and confidential information, including parts of the Proteograph Product Suite and related services, to maintain our competitive position. However, trade secrets and know-how can be difficult to protect. In particular, we anticipate that with respect to our technologies, these trade secrets and know how will over time be disseminated within the industry through independent development, the publication of journal articles describing the methodology, and the movement of personnel in and between academia and industry.

In addition to pursuing patents on our technology, we take steps to protect our intellectual property and proprietary technology by entering into agreements, including confidentiality agreements, non-disclosure agreements and intellectual property assignment agreements, with our employees, consultants, academic institutions, corporate partners and, when needed, our advisers. However, we cannot be certain that such agreements have been entered into with all relevant parties, and we cannot be certain that our trade secrets and other confidential proprietary information will not be disclosed or that competitors or other third parties will not otherwise gain access to our trade secrets or independently develop substantially equivalent information and techniques. For example, any of these parties may breach the agreements and disclose our proprietary information, including our trade secrets, and we may not be able to obtain adequate remedies for such breaches. Such agreements may not be enforceable or may not provide meaningful protection for our trade secrets or other proprietary information in the event of unauthorized use or disclosure or other breaches of the agreements, and we may not be able to prevent such unauthorized disclosure, which could have a material and adverse impact on our ability to establish or maintain a competitive advantage in the market and our business, financial condition, results of operations and prospects.

Monitoring unauthorized disclosure is difficult, and we do not know whether the steps we have taken to prevent such disclosure are, or will be, adequate. If we were to enforce a claim that a third party had wrongfully obtained and was using our trade secrets, it would be expensive and time-consuming, it could distract our personnel, and the outcome would be unpredictable. In addition, courts outside the United States may be less willing to protect trade secrets.

We also seek to preserve the integrity and confidentiality of our confidential proprietary information by maintaining physical security of our premises and physical and electronic security of our information technology systems, but it is possible that these security measures could be breached. If any of our confidential proprietary information were to be lawfully obtained or independently developed by a competitor or other third party, absent patent protection, we would have no right to prevent such competitor from using that technology or information to compete with us, which could harm our competitive position. Competitors or third parties could obtain our products and attempt to replicate some or all of the competitive advantages we derive from our development efforts, design around our protected technology, develop their own competitive technologies that fall outside the scope of our intellectual property rights or independently develop our technologies without reference to our trade secrets. If any of our trade secrets were to be disclosed to or independently discovered by a competitor or other third party, it could materially and adversely affect our business, financial condition, results of operations and prospects.

We may be subject to claims challenging the inventorship of our patents and other intellectual property.

We or our licensor have been, and may be, subject to claims that former employees, collaborators or other third parties have an interest in our owned or in-licensed patents, trade secrets or other intellectual property as an inventor or co-inventor. For example, on December 28, 2023, Giulio Caracciolo (Caracciolo) and Dipartimento di Medicina Molecolare Sapienza Universita di Roma filed a lawsuit against us, BWH, and other inventors, alleging, among other things, that Caracciolo was wrongfully excluded as an inventor on certain patents that we have exclusively licensed from BWH. That lawsuit was dismissed with prejudice on October 25, 2024, pursuant to a stipulation of dismissal. The outcome of any claims or litigation, regardless of the merits, is inherently uncertain. Moreover, we or our licensor may have inventorship disputes arise from conflicting obligations of employees, consultants or others who are involved in developing our products. In addition, counterparties to our consulting, sponsored research, software development and other agreements may assert that they have an ownership interest in intellectual property developed under such arrangements. In particular, certain software development agreements pursuant to which certain third parties have developed parts of our proprietary software may not include provisions that expressly assign to us ownership of all intellectual property developed for us by such third parties. Furthermore, certain of our sponsored research agreements pursuant to which we provide certain research services for third parties do not assign to us all intellectual property developed under such agreements. As such, we may not have the right to use all such developed intellectual property under such agreements, we may be required to obtain licenses from third parties and such licenses may not be available on commercially reasonable terms or at all, or may be non-exclusive. If we are unable to obtain such licenses and such licenses are necessary for the development, manufacture and commercialization of our products and technologies, we may need to cease the development, manufacture and commercialization of our products and technologies.

Litigation has been, and may be, necessary to defend against these and other claims challenging inventorship of our or our licensor's ownership of our owned or in-licensed patents, trade secrets or other intellectual property. If we or our licensor fail in defending any such claims, in addition to paying monetary damages, we may lose valuable intellectual property rights, such as exclusive ownership of, or right to use, intellectual property that is important to our technologies and products, including the Proteograph Product Suite, including our software, workflows, consumables, reagent kits, and related services. In such an event, we may be required to obtain licenses from third parties and such licenses may not be available on commercially reasonable terms or at all, or may be non-exclusive. If we are unable to obtain and maintain such licenses, we may need to cease the development, manufacture and commercialization of our products, services and technologies. Even if we are successful in defending against such claims, litigation could result in substantial costs and be a distraction to management and other employees, and certain customers or partners may defer engaging with us until the particular dispute is resolved. Any of the foregoing could have a material adverse effect on our business, financial condition, results of operations and prospects.

We may not be able to protect and enforce our trademarks and trade names, or build name recognition in our markets of interest thereby harming our competitive position.

The registered or unregistered trademarks or trade names that we own may be challenged, infringed, circumvented, declared generic, lapsed or determined to be infringing on or dilutive of other marks. We may not be able to protect our rights in these trademarks and trade names, which we need in order to build name recognition. In addition, third parties have filed, and may in the future file, for registration of trademarks similar or identical to our trademarks, thereby impacting our ability to build brand identity and possibly leading to market confusion. In addition, there could be potential trade name or trademark infringement claims, or other challenges to our trademarks, brought by owners of trademarks that incorporate variations of our registered or unregistered trademarks or trade names. Further, from time to time, we enter into agreements with owners of such third party trade names or trademarks to avoid potential trademark litigation which may impact our ability to use our trade names or trademarks in certain fields of business. Over the long term, if we are unable to establish name recognition based on our trademarks and trade names, then we may suffer a competitive disadvantage, and our business, financial condition, results of operations and prospects may be adversely affected. Our efforts to enforce or protect our proprietary rights related to trademarks, trade secrets, domain names, copyrights or other intellectual property may be ineffective and could result in substantial costs and diversion of resources. Any of the foregoing events could have a material adverse effect on our business, financial condition and results of operations.

Patent terms may be inadequate to protect our competitive position on our products, services and technologies, including the Proteograph Product Suite for an adequate amount of time.

Patents have a limited lifespan. In the United States, if all maintenance fees are timely paid, the natural expiration of a utility patent is generally 20 years from its earliest U.S. non-provisional filing date. While extensions may be available, the life of a patent, and the protection it affords, is limited. In the United States, a patent's term may, in certain cases, be lengthened by patent term adjustment, which compensates a patentee for administrative delays by the USPTO in examining and granting a patent, or may be shortened if a patent is terminally disclaimed over a commonly owned patent or a patent naming a common inventor and having an earlier expiration date. Even if patents covering our products or services are obtained, once the patent life has expired, we may be open to competition from competitive products. If one of our products requires extended development, testing and/or regulatory review, patents protecting such products might expire before or shortly after such products are commercialized. As a result, our owned and licensed patent portfolio may not provide us with sufficient rights to exclude others from commercializing products similar or identical to ours, which could have a material adverse effect on our business, financial condition and results of operations.

We may become involved in lawsuits to defend against third-party claims of infringement, misappropriation or other violations of intellectual property or to protect or enforce our intellectual property, any of which could be expensive, time consuming and unsuccessful, and may prevent or delay our development and commercialization efforts.

Our commercial success depends in part on our ability and the ability of future collaborators to develop, manufacture, market and sell our product and use our products and technologies without infringing, misappropriating or otherwise violating the intellectual property rights of third parties. There is a substantial amount of litigation involving patents and other intellectual property rights in the life sciences technology sector, as well as administrative proceedings for challenging patents, including interference, derivation, *inter partes* review, post grant review, and reexamination proceedings before the USPTO, or oppositions and other comparable proceedings in foreign jurisdictions. We may be exposed to, or threatened with, future litigation by third parties having patent or other intellectual property rights alleging that our products, services, manufacturing methods, software and/or technologies infringe, misappropriate or otherwise violate their intellectual property rights. Numerous issued patents and pending patent applications that are owned by third parties exist in the fields in which we are developing our products and technologies. It is not always clear to industry participants, including us, the claim scope that may issue from pending patent applications owned by third parties or which patents cover various types of products, services, technologies or their methods of use or manufacture. Thus, because of the large number of patents issued and patent applications filed in our fields, there may be a risk that third parties, including our competitors, may allege they have patent rights encompassing our products, technologies or methods and that we are employing their proprietary technology without authorization.

If third parties, including our competitors, believe that our products or technologies infringe, misappropriate or otherwise violate their intellectual property, such third parties may seek to enforce their intellectual property, including patents, by filing an intellectual property-related lawsuit, including patent infringement lawsuit, against us. Even if we believe the third-party intellectual property claims are without merit, there is no assurance that a court would find in our favor on questions of infringement, validity, enforceability, or priority. For example, we are aware of a U.S. issued patent owned by a third party that is directed to a method for diagnosing a biological condition by analyzing certain types of proteins, including through the use of nanoparticles. Such patent is expected to expire in 2026, without taking into account any possible patent term adjustments or extensions. We are also aware of pending patent applications in Europe and the United States owned by a third party directed to methods of identifying biomarkers in biofluids using nanoparticles, which is projected to expire in 2037 without taking into account any possible patent term extensions. Such patents and patent application could be construed or claim scope obtained to cover certain aspects of our current or future products, services or technologies, including the Proteograph Product Suite. If any of these third parties, or any other third parties, were to assert these or any other patents against us and we are unable to successfully defend against any such assertion, we may be required, including by court order, to cease the development and commercialization of the infringing products, services or technologies and we may be required to redesign such products, services or technologies so they do not infringe such patents, which may not be possible or may require substantial monetary expenditures and time. We could also be required to pay damages, which could be significant, including treble damages and attorneys' fees if we are found to have willfully infringed such patents. We could also be required to obtain a license to such patents in order to continue the development and commercialization of the infringing product or technology, however such a license may not be available on commercially reasonable terms or at all, including because certain of these patents are held by or may be licensed to our competitors. Even if such license were available, it may require substantial payments or cross-licenses under our intellectual property rights, and it may only be available on a nonexclusive basis, in which case third parties, including our competitors, could use the same licensed intellectual property to compete with us. Any of the foregoing could have a material adverse effect on our business, financial condition, results of operations or prospects.

We have, and may in the future, choose to challenge, including in connection with any allegation of patent infringement by a third party, the patentability, validity or enforceability of any third-party patent that we believe may have applicability in our field, and any other third-party patent that may be asserted against us. Such challenges may be brought either in court or by requesting that the USPTO, European Patent Office, or other foreign patent offices review the patent claims, such as in an *ex-parte* reexamination, *inter partes* review, post-grant review proceeding, opposition or other comparable proceeding. However, there can be no assurance that any such challenge by us or any third party will be successful. Even if such proceedings are successful, these proceedings are expensive and may consume our time or other resources, distract our management and technical personnel, and the costs of these proceedings could be substantial. There can be no assurance that our defenses of non-infringement, invalidity or unenforceability in a court of law will succeed.

Third parties, including our competitors, could be infringing, misappropriating or otherwise violating our owned and in-licensed intellectual property rights. Monitoring unauthorized use of our intellectual property is difficult and costly. We may not be able to detect unauthorized use of, or take appropriate steps to enforce, our intellectual property rights. From time to time, we seek to analyze our competitors' products and services, and may in the future seek to enforce our rights against potential infringement, misappropriation or violation of our intellectual property. However, the steps we have taken to protect our intellectual property rights may not be adequate to enforce our rights as against such infringement, misappropriation or violation of our intellectual property. Any inability to meaningfully enforce our intellectual property rights could harm our ability to compete and reduce demand for our products and technologies.

Litigation proceedings may be necessary for us to enforce our patent and other intellectual property rights. In any such proceedings, a court may refuse to stop the other party from using the technology at issue on the grounds that our owned and in-licensed patents do not cover the technology in question. Further, in such proceedings, the defendant could counterclaim that our intellectual property is invalid or unenforceable and the court may agree, in which case we could lose valuable intellectual property rights, which could allow third parties to commercialize technology, services or products similar to ours and compete directly with us, without payment to us, or could require us to obtain license rights from the prevailing party in order to be able to manufacture or commercialize our products without infringing such party's intellectual property rights, and if we are unable to obtain such a license, we may be required to cease commercialization of our products, services and technologies, any of which could have a material adverse effect on our business, financial condition, results of operations and prospects. The outcome in any such proceedings is unpredictable.

Regardless of whether we are defending against or asserting any intellectual property-related proceeding, any such intellectual property-related proceeding, regardless of outcome, could result in substantial costs and diversion of resources and could have a material adverse effect on our business, financial condition, results of operations and prospects. Furthermore, because of the substantial amount of discovery that may be required in connection with intellectual property litigation, there is a risk that some of our confidential information could be compromised by disclosure during this type of litigation. In addition, there could be public announcements of the results of hearings, motions, or other interim proceedings or developments, and if securities analysts or investors perceive these results to be negative, it could have a substantial adverse effect on the price of our Class A common stock. Some of our competitors and other third parties may be able to sustain the costs of such litigation or proceedings more effectively than we can because of their greater financial resources and more mature and developed intellectual property portfolios. We may not have sufficient financial or other resources to adequately conduct these types of litigation or proceedings. Any of the foregoing, or any uncertainties resulting from the initiation and continuation of any litigation, could have a material adverse effect on our ability to raise the funds necessary to continue our operations or could otherwise have a material adverse effect on our business, financial condition, results of operations and prospects. Claims that we have misappropriated the confidential information or trade secrets of third parties could have a similar material adverse effect on our business, financial condition, results of operations and prospects.

Obtaining and maintaining our patent protection depends on compliance with various required procedures, document submissions, fee payments and other requirements imposed by governmental patent agencies, and our patent protection could be reduced or eliminated for non-compliance with these requirements.

Periodic maintenance fees, renewal fees, annuity fees and various other governmental fees on patents and/or applications will be due to be paid to the USPTO and various governmental patent agencies outside of the United States at several stages over the lifetime of the patents and/or applications. The USPTO and various non-U.S. governmental patent agencies require compliance with a number of procedural, documentary, fee payment and other similar provisions during the patent application process. In certain circumstances, we rely on our licensor to pay these fees due to the U.S. and non-U.S. patent agencies and to take the necessary action to comply with these requirements with respect to our licensed intellectual property. In many cases, an inadvertent lapse can be cured by payment of a late fee or by other means in accordance with the applicable rules. However, there are situations in which non-compliance can result in abandonment or lapse of the patent or patent application, resulting in partial or complete loss of patent rights in the relevant jurisdiction. In such an event, our competitors may be able to enter the market without infringing our patents and this circumstance would have a material adverse effect on our business, financial condition, results of operations and prospects.

Our employees, consultants, advisors or independent contractors may have wrongfully used or disclosed, or may in the future wrongfully use or disclose, confidential information or alleged trade secrets of ours, third parties or former employers of theirs.

We have employed and expect to employ individuals, and engaged and expect to engage consultants, who were previously employed, or consulted, at academic institutions and other companies and entities, including our competitors or potential competitors. Although we try to ensure that our employees, consultants, advisors and independent contractors do not use confidential or proprietary information or know-how of others in their work for us, we may be subject to claims that our employees, advisors, consultants or independent contractors have inadvertently or otherwise used or disclosed intellectual property, including trade secrets or other confidential or proprietary information of their former employers or other third parties, or to claims that we have improperly used or obtained such trade secrets. Domestic or international litigation may be necessary to defend against these claims. If we fail in defending such claims, in addition to paying monetary damages, we may lose valuable intellectual property rights and face increased competition to our business. Any such litigation or the threat thereof may adversely affect our ability to hire employees or contract with advisors, contractors and consultants. A loss of key research personnel work product could hamper or prevent our ability to commercialize potential products, which could harm our business. Even if we are successful in defending against these claims, litigation could result in substantial costs and be a distraction to management. This type of litigation or proceeding could substantially increase our operating losses and reduce our resources available for development activities. Some of our competitors may be able to sustain the costs of this type of litigation or proceedings more effectively than we can because of their substantially greater financial resources.

In addition, while it is our policy to require our employees and contractors who may be involved in the conception or development of intellectual property to execute agreements assigning such intellectual property to us, we may be unsuccessful in executing such an agreement with each party who, in fact, conceives or develops intellectual property that we regard as our own. The assignment of intellectual property rights may not be self-executing, or the assignment agreements may be breached, and we may be forced to bring claims against third parties, or defend claims that they may bring against us, to determine the ownership of what we regard as our intellectual property. Furthermore, individuals executing agreements with us may have pre-existing or competing obligations to a third party, such as an academic institution, and thus an agreement with us may be ineffective in perfecting ownership of inventions developed by that individual, which could have a material adverse effect on our business, financial condition, results of operations, and prospects.

Furthermore, we or our licensor have been, or may be, subject to claims by former employees, consultants or other third parties asserting an ownership right in our owned or licensed patents or patent applications. For example, as discussed above, a lawsuit was filed relating to inventorship for certain patents that we have exclusively licensed from BWH. An adverse determination in any such proceeding may result in loss of exclusivity or freedom to operate or in patent claims being narrowed, invalidated or held unenforceable, in whole or in part, which could limit our ability to stop others from using or commercializing similar technology, without payment to us, or could limit the duration of the patent protection covering our technology and products. Such challenges may also result in our inability to develop, manufacture or commercialize our products or services without infringing third-party patent rights. Any of the foregoing could harm our business, financial condition, results of operations and prospects.

We currently rely on a license from a third party, and in the future may rely on additional licenses from other third parties, in relation to our technologies, services and products, including the Proteograph Product Suite and related services, and if we lose any of these licenses, then we may be subjected to future litigation.

We are, and may in the future become, a party to license agreements that grant us rights to use certain intellectual property, including patents and patent applications, typically in certain specified fields of use. Currently, we rely on an in-license from BWH, for patents, for example, relating to methods of using nanoparticles to measure the proteome, including the methods used in the Proteograph Product Suite and may in the future rely on licenses from other third parties with respect to our products, including the Proteograph Product Suite, or other technology. Our rights to use licensed technology in our business are subject to the continuation of and compliance with the terms of the BWH license and any licenses we may enter into in the future. Some of these licensed rights provide us with freedom to operate for aspects of our products and technologies. As a result, any termination of this license could result in the loss of significant rights and could harm our ability to develop, manufacture and commercialize our products, including the Proteograph Product Suite. We may need to obtain additional licenses from others to advance our research, development and commercialization activities. For instance, under our license agreement with BWH, we currently in-license a patent family which includes methods used in the Proteograph Product Suite and related services, and to the extent any additional intellectual property developed by BWH that are not included in such licensed patent families are necessary or useful for the Proteograph Product Suite or any other product, services or technology, we would need to negotiate for additional licenses to such additional intellectual property. Such licenses may not be available on commercially reasonable terms or at all, or may be non-exclusive, in which case third parties, including our competitors, could use the same licensed intellectual property to compete with us. Any of the foregoing could have a material adverse effect on our business, financial condition, results of operations or prospects.

Our success may depend in part on the ability of our licensor and any future licensors to obtain, maintain and enforce patent protection for our licensed intellectual property. Under our license agreement with BWH and under any licenses we may enter into in the future, BWH controls, and future licensors may control, the prosecution, maintenance and enforcement of patents and patent applications that are licensed to us. BWH or any future licensors may not successfully prosecute the patent applications we license or prosecute such patent applications in our best interest. Even if patents issue in respect of these patent applications, BWH and any future licensors may fail to maintain these patents, may determine not to pursue litigation against other companies that are infringing these patents or may pursue such litigation less aggressively than we would. Without protection for the intellectual property we license, other companies might be able to offer substantially identical products and technologies for sale, which could materially adversely affect our competitive business position and harm our business prospects, financial condition or results of operations.

If we fail to comply with our obligations under any license, collaboration or other agreements, we may be required to pay damages and could lose intellectual property rights necessary for developing and protecting our technologies, services and products, including the Proteograph Product Suite and related services, or we could lose certain rights to grant sublicenses.

Future agreements may impose, and our current license agreement imposes, various diligence, commercialization, funding, milestone payment, royalty, sublicensing, insurance, patent prosecution and enforcement and other obligations on us and require us to meet development timelines, or to exercise commercially reasonable efforts to develop and commercialize licensed products, in order to maintain the licenses. If we fail to comply with any of these obligations, a licensor(s) may have the right to terminate our license and/or we may be required to pay damages, in which event we would not be able to develop or market products or technology covered by the licensed intellectual property. In addition, while we cannot currently determine the amount of any future royalty obligations we would be required to pay on future sales of a licensed product, the amount may be significant. The amount of our future royalty obligations will depend on the technology and intellectual property we use in products we commercialize, if at all. Therefore, even if we successfully develop and commercialize existing or future products, we may be unable to achieve or maintain profitability. Any of the foregoing could have a material adverse effect on our competitive position, business, financial conditions, results of operations and prospects.

Moreover, disputes may also arise between us and our licensor regarding intellectual property subject to a license agreement, including:

- the scope of rights granted under the license agreement and other interpretation-related issues;
- our financial or other obligations under the license agreement;
- whether, and the extent to which, our products, technology and processes infringe on intellectual property of the licensor that is not subject to the licensing agreement;
- our diligence obligations under the license agreement and what activities satisfy those diligence obligations;
- the inventorship and ownership of inventions and know-how resulting from the joint creation or use of intellectual property by our licensor(s); and
- the priority of invention of patented technology.

If we do not prevail in such disputes, we may lose any or all of our rights under such license agreements, experience significant delays in the development and commercialization of our products and technologies, or incur liability for damages, any of which could have a material adverse effect on our business, financial condition, results of operations, and prospects. In addition, we may seek to obtain additional licenses from our licensor(s) and, in connection with obtaining such licenses, we may agree to amend our existing licenses in a manner that may be more favorable to the licensor(s), including by agreeing to terms that could enable third parties, including our competitors, to receive licenses to a portion of the intellectual property that is subject to our existing licenses and to compete with our products.

In addition, the agreements under which we currently and in the future license intellectual property or technology from third parties are complex and certain provisions in such agreements may be susceptible to multiple interpretations. The resolution of any contract interpretation disagreement that may arise could narrow what we believe to be the scope of our rights to the relevant intellectual property or technology, or increase what we believe to be our financial or other obligations under the relevant agreement, either of which could have a material adverse effect on our business, financial condition, results of operations and prospects. Moreover, if disputes over intellectual property that we have licensed prevent or impair our ability to maintain our current licensing arrangements on commercially acceptable terms, we may be unable to successfully develop and commercialize any affected products or services, which could have a material adverse effect on our business, financial condition, results of operations and prospects.

Absent the license agreements, we may infringe patents subject to those agreements, and if the license agreements are terminated, we may be subject to litigation by the licensor. Litigation could result in substantial costs to us and distract our management. If we do not prevail, we may be required to pay damages, including treble damages, attorneys' fees, costs and expenses and royalties or be enjoined from selling our products or services, including the Proteograph Product Suite and related services, which could adversely affect our ability to offer products or services, our ability to continue operations and our business, financial condition, results of operations and prospects. Any of the foregoing could have a material adverse effect on our competitive position, business, financial conditions, results of operations and prospects.

If we cannot license rights to use technologies on reasonable terms, we may not be able to commercialize new products or services in the future.

We may identify third-party technology that we may need to license or acquire in order to develop or commercialize our products, services or technologies, including the Proteograph Product Suite and related services. However, we may be unable to secure such licenses or acquisitions. The licensing or acquisition of third-party intellectual property rights is a competitive area, and more established companies may pursue strategies to license or acquire third-party intellectual property rights that we may consider attractive or necessary. These established companies may have a competitive advantage over us due to their size, capital resources and greater clinical development and commercialization capabilities. In addition, companies that perceive us to be a competitor may be unwilling to assign or license rights to us.

We also may be unable to license or acquire third-party intellectual property rights on terms that would allow us to make an appropriate return on our investment or at all. In return for the use of a third party's technology, we may agree to pay the licensor royalties based on sales of our products or services. Royalties are a component of cost of products or technologies and affect the margins on our products. We may also need to negotiate licenses to patents or patent applications before or after introducing a commercial product. We may not be able to obtain necessary licenses to patents or patent applications, and our business may suffer if we are unable to enter into the necessary licenses on acceptable terms or at all, if any necessary licenses are subsequently terminated, if the licensor fails to abide by the terms of the license or fails to prevent infringement by third parties, or if the licensed intellectual property rights are found to be invalid or unenforceable. Any of the foregoing could have a material adverse effect on our competitive position, business, financial conditions, results of operations and prospects.

Certain of our in-licensed patents are, and our future owned and in-licensed patents may be, subject to a reservation of rights by one or more third parties, including government march-in rights, that may limit our ability to exclude third parties from commercializing products similar or identical to ours.

In addition, our owned and in-licensed patents have been, or may be, subject to a reservation of rights by one or more third parties. For example, the U.S. government has certain rights, including march-in rights, to patent rights and technology funded by the U.S. government and licensed to us from BWH. When new technologies are developed with government funding, in order to secure ownership of such patent rights, the recipient of such funding is required to comply with certain government regulations, including timely disclosing the inventions claimed in such patent rights to the U.S. government and timely electing title to such inventions, including as set forth in the Bayh-Dole Act of 1980. Any failure to timely elect title to such inventions may provide the U.S. government to, at any time, take title in such inventions. Additionally, the U.S. government generally obtains certain rights in any resulting patents, including a non-exclusive license authorizing the government to use the invention or to have others use the invention on its behalf. If the government decides to exercise these rights, it is not required to engage us as its contractor in connection with doing so. These rights may permit the U.S. government to disclose our confidential and proprietary information to third parties and to exercise march-in rights to use or allow third parties to use our licensed technology. The U.S. government can exercise its march-in rights if it determines that action is necessary because we fail to achieve practical application of the government-funded technology, because action is necessary to alleviate health or safety needs, to meet requirements of federal regulations, or to give preference to U.S. industry. In addition, our rights in such inventions may be subject to certain requirements to manufacture products embodying such inventions in the United States. Any exercise by the government of any of the foregoing rights could have a material adverse effect on our business, financial condition, results of operations and prospects.

Our products contain, and our services use, third-party open source software components and failure to comply with the terms of the underlying open source software licenses could restrict our ability to sell our products and service our customers, or require disclosure of our proprietary software.

Our products contain software licensed by third parties under open source software licenses. Use and distribution of open source software may entail different or greater risks than use of third-party commercial software, as open source software licensors generally do not provide warranties or other contractual protections regarding infringement claims or the quality of the code. Some open source software licenses contain requirements that the licensee make its source code publicly available if the licensee creates combined works, modifications or derivative works using the open source software, depending on the type of open source software the licensee uses and how the licensee uses it. If we combine our proprietary software with open source software in a certain manner, we could, under certain open source software licenses, be required to release the source code of our proprietary software to the public for free. This would allow our competitors and other third parties to create similar products with less development effort and time and ultimately could result in a loss of our product sales and revenue, which could have a material adverse effect on our business, financial condition, results of operations and prospects. In addition, some companies that use third-party open source software have faced claims challenging their use of such open source software and their compliance with the terms of the applicable open source license. We may be subject to suits by third parties claiming ownership of what we believe to be open source software, or claiming non-compliance with the applicable open source licensing terms. Use of open source software may also present additional security risks because the public availability of such software may make it easier for hackers and other third parties to compromise or attempt to compromise our technology platform and systems.

Although we review our use of open source software to avoid subjecting our proprietary software to conditions we do not intend, the terms of many open source software licenses have not been interpreted by United States courts, and there is a risk that these licenses could be construed in a way that could impose unanticipated conditions or restrictions on our ability to commercialize our products, services and proprietary software. Moreover, we cannot assure investors that our processes for monitoring and controlling our use of open source software in our products will be effective. If we are held to have breached the terms of an open source software license, we could be subject to damages, required to seek licenses from third parties to continue offering our products on terms that are not economically feasible, to re-engineer our products, to discontinue the sale of our products or services if re-engineering could not be accomplished on a timely basis, or to make generally available, in source code form, our proprietary code, any of which could materially adversely affect our business, financial condition, results of operations and prospects.

Intellectual property rights do not necessarily address all potential threats.

The degree of future protection afforded by our intellectual property rights is uncertain because intellectual property rights have limitations, and may not adequately protect our business or permit us to maintain our competitive advantage. For example:

- others may be able to make products or services that are similar to products and technologies we may develop or utilize similar technology that are not covered by the claims of the patents that we own or license now or in the future;
- we, or our licensor(s), might not have been the first to make the inventions covered by the issued patent or pending patent application that we license or may own in the future;
- we, or our licensor(s), might not have been the first to file patent applications covering certain of our or their inventions;
- others may independently develop similar or alternative technologies or duplicate any of our technologies without infringing, misappropriating or otherwise violating our owned or licensed intellectual property rights;
- it is possible that our pending patent applications, and our licensed pending patent applications, or those that we may own or license in the future, will not lead to issued patents;
- issued patents that we hold rights to may be held invalid or unenforceable, including as a result of legal challenges by our competitors;
- our competitors might conduct research and development activities in countries where we do not have patent rights and then use the information learned from such activities to develop competitive products for sale in our major commercial markets;
- we, and our licensor(s), may not develop additional proprietary technologies that are patentable;
- the patents of others may harm our business; and
- we may choose not to file a patent for certain trade secrets or know-how, and a third party may subsequently file a patent covering such intellectual property.

Should any of these events occur, they could materially adversely affect our business, financial condition, results of operations and prospects.

Risks Related to Ownership of Our Class A Common Stock

An active trading market for our Class A common stock may not be sustained.

Although our Class A common stock is traded on the Nasdaq Global Select Market under the symbol “SEER,” an active trading market for our Class A common stock may not be sustained. Accordingly, we cannot assure you of your ability to sell your shares of Class A common stock when desired or the prices that you may obtain for your shares. If an active market for our Class A common stock with meaningful trading volume is not sustained, the market price of our Class A common stock may decline materially and you may not be able to sell your shares.

If we fail to maintain compliance with the listing requirements of the Nasdaq Global Select Market, we may be delisted and the price of our Class A common stock and our ability to access the capital markets could be negatively impacted.

To maintain the listing of our Class A common stock on the Nasdaq Global Select Market, we are required to meet certain listing requirements, including, among others, either: (i) a minimum closing bid price of \$1.00 per share, a market value of publicly held shares (excluding shares held by our executive officers, directors and 10% or more stockholders) of at least \$5 million and stockholders’ equity of at least \$10 million; or (ii) a minimum closing bid price of \$1.00 per share, a market value of publicly held shares (excluding shares held by our executive officers, directors, affiliates and 10% or more stockholders) of at least \$15 million and a total market value of listed securities of at least \$50.0 million.

We may fail to satisfy one or more of the Nasdaq Global Select Market requirements for continued listing of our Class A common stock in the future. For example, on July 7, 2025, we notified The Nasdaq Stock Market LLC (Nasdaq) that following our 2025 annual meeting of stockholders, we would no longer be in compliance with the Nasdaq Listing Rule 5605(c)(2)(A), which requires that (i) the Audit Committee of the Board be composed of at least three members, and (ii) that one member of the Audit Committee qualifies as an “audit committee financial expert” under Item 407(d)(5)(iii) of Regulation S-K. During such period of noncompliance, we relied on the cure period provided by the Nasdaq Listing Rule 5605(c)(4)(B). On September 2, 2025, the Board appointed Isaac Ro to serve on the Audit Committee and determined that he met the requirements to qualify as the “audit committee financial expert” under Item 407(d)(5)(ii) of Regulation S-K. We believe that Mr. Ro’s appointment resolved any potential non-compliance with the applicable Nasdaq Listing Rules. There can be no assurance that we will be successful in maintaining the listing of our Class A common stock on the Nasdaq Global Select Market, or, if transferred, on the Nasdaq Capital Market. The delisting of our Class A common stock from a national exchange could impair the liquidity and market price of our Class A common stock. It could also materially, adversely affect our access to the capital markets, and any limitation on market liquidity or reduction in the price of our Class A common stock as a result of that delisting could adversely affect our ability to raise capital on terms acceptable to us, or at all.

The market price of our Class A common stock has been and may continue to be volatile.

Some of the factors that may cause the market price of our Class A common stock to fluctuate include, but are not limited to:

- the degree to which our launch and commercialization of our products meets the expectations of securities analysts and investors;
- actual or anticipated fluctuations in our operating results, including fluctuations in our quarterly and annual results;
- revenue being less than anticipated or operating expenses being more than anticipated;

- the failure or discontinuation of any of our product development and research programs;
- changes in the structure or funding of research at academic and research laboratories and institutions, including changes that would affect their ability to purchase our instruments or consumables;
- the success of existing or new competitive businesses or technologies;
- announcements about new research programs or products of our competitors;
- developments or disputes concerning patent applications, issued patents or other proprietary rights;
- the recruitment or departure of key personnel;
- litigation and governmental investigations involving us, our industry or both;
- regulatory or legal developments in the United States and other countries;
- volatility and variations in market conditions in the life sciences technology sector generally, or the proteomics or genomics sectors specifically, including volatility in the stock prices of publicly held companies in our industry;
- investor perceptions of us or our industry;
- the level of expenses related to any of our research and development programs or products;
- actual or anticipated changes in our estimates as to our financial results or development timelines, variations in our financial results or those of companies that are perceived to be similar to us or changes in estimates or recommendations by securities analysts, if any, that cover our Class A common stock or companies that are perceived to be similar to us;
- whether our financial results meet the expectations of securities analysts or investors;
- short-selling strategies that may drive down the price of our Class A common stock;
- the announcement or expectation of additional financing efforts;
- sales of our Class A common stock by us or sales of our Class A common stock by our insiders or other stockholders, or future stock issuances;
- the perceived solvency of financial institutions with which we have financial deposits or investments in excess of insurance limits;
- general economic, industry and market conditions, including government shutdowns or changes in tariffs or trade restrictions or relationships; and
- health epidemics, natural disasters or major catastrophic events.

Stock markets in general, and the market for life sciences technology companies in particular, have experienced significant price and volume fluctuations that have often been unrelated or disproportionate to changes in the operating performance, financial condition, or tangible asset value of the companies whose stock is experiencing those price and volume fluctuations. Broad market and industry factors may seriously affect the market price of our Class A common stock, regardless of our actual operating performance, financial condition, or tangible asset value. Following periods of such volatility or decline in the market price of a company's securities, securities class action litigation or shareholder activism has often been initiated against that company. Because of the potential volatility or decline of our stock price, we may become the target of securities litigation or shareholder activism in the future which could result in substantial costs and divert management's attention and resources from our business.

The multi-class structure of our common stock had the effect of concentrating voting control with certain stockholders and it may depress the trading price of our Class A common stock.

Our Class A common stock, which is our publicly-traded class of stock, has one vote per share, and our Class B common stock has ten votes per share, except as otherwise required by law. No shares of our Class B common stock is outstanding.

On December 9, 2025, all of the Company's outstanding Class B common stock were automatically converted (the "Conversion") into the same number of shares of Class A common stock pursuant to the terms of the Company's Amended and Restated Certificate of Incorporation, as amended. We do not expect to issue any additional shares of Class B common stock following the Conversion. On December 12, 2025, the Company filed a Certificate of Retirement with the Secretary of State of the State of Delaware effecting the retirement of the shares of Class B common stock that were issued but no longer outstanding following the Conversion.

In July 2017, S&P Dow Jones announced that it would no longer admit companies with multiple-class share structures to certain of its indices. Affected indices include the S&P 500, S&P MidCap 400, and S&P SmallCap 600, which together make up the S&P Composite 1500. Our multi-class capital structure may make us ineligible for inclusion in certain indices, and as a result, mutual funds, exchange-traded funds and other investment vehicles that attempt to passively track these indices may not be investing in our stock. It is unclear what effect, if any, exclusion from any indices has had on the valuations of the affected publicly traded companies. It is possible that such policies could depress the valuations of public companies excluded from such indices compared to those of other companies that are included.

If industry analysts, including securities analysts do not publish research or reports about our business or if they publish negative evaluations of our Class A common stock, the price of our Class A common stock could decline.

The trading market for our Class A common stock relies in part on the research and reports that industry or securities analysts publish about us or our business. If no or few analysts commence or continue coverage of us, the trading price of our Class A common stock could decrease. If one or more of the analysts covering our business downgrade their evaluations of our Class A common stock, the price of our Class A common stock could decline. If one or more of these analysts cease to cover our Class A common stock, we could lose visibility in the market for our Class A common stock, which in turn could cause the price of our Class A common stock to decline.

Sales of a substantial number of shares of our Class A common stock by our existing stockholders could cause the price of our Class A common stock to decline.

Sales of a substantial number of shares of our Class A common stock in the public market could occur at any time and the perception in the market that the holders of a large number of shares of Class A common stock intend to sell shares could reduce the market price of our Class A common stock. Shares issued upon the exercise of stock options outstanding under our equity incentive plans or pursuant to future awards granted under those plans will become available for sale in the public market to the extent permitted by the provisions of applicable vesting schedules, any applicable market standoff and lock-up agreements, and Rule 144 and Rule 701 under the Securities Act of 1933, as amended, or the Securities Act.

There can be no assurance that we will repurchase shares of our Class A common stock or that we will repurchase shares at favorable prices.

In May 2024, our Board of Directors approved a share repurchase program (the Share Repurchase Program) pursuant to which we are authorized to repurchase up to \$25.0 million of our Class A common stock from time to time through open market transactions. The amount and timing of our share repurchases, if any, are subject to the availability of capital and our determination that the share repurchases are in the best interest of the Company and our stockholders. Our Share Repurchase Program does not obligate us to repurchase any specific number of shares and may be suspended at any time at our discretion.

Our ability to make share repurchases, if any, will depend upon market conditions, cash balances and future capital requirements, results of operations, financial condition, compliance with applicable legal requirements and other factors that we may deem relevant and which may be beyond our control. In addition, we can provide no assurance that we will repurchase stock at favorable prices, if at all. As a result, there can be no guarantee around the timing of our share repurchases. Any failure to repurchase stock after we have announced our intention to do so, a reduction in the frequency of repurchases, or the completion of our Share Repurchase Program could have a negative effect on our reputation, investor confidence in us and our stock price.

The existence of our Share Repurchase Program could cause our stock price to be higher than it otherwise would be and could potentially reduce the market liquidity for our stock. Although our Share Repurchase Program is intended to enhance long-term stockholder value, there is no assurance that it will do so because the market price of our Class A common stock may decline below the levels at which we repurchase shares, and short-term stock price fluctuations could reduce the effectiveness of the program.

Repurchasing our Class A common stock reduces the amount of cash we have available, and we may fail to realize the anticipated long-term stockholder value of any share repurchase program.

We have not paid dividends in the past and do not expect to pay dividends in the future, and, as a result, any return on investment may be limited to the value of our stock.

You should not rely on an investment in our Class A common stock to provide dividend income. We do not anticipate that we will pay any dividends to holders of our Class A common stock in the foreseeable future. Instead, we plan to retain any earnings to maintain and expand our existing operations, fund our research and development programs and continue to invest in our commercial infrastructure. In addition, any future credit facility or financing we obtain may contain terms prohibiting or limiting the amount of dividends that may be declared or paid on our Class A common stock. Accordingly, investors must rely on sales of their Class A common stock after price appreciation, which may never occur, as the only way to realize any return on their investment. As a result, investors seeking cash dividends should not purchase our Class A common stock.

Our amended and restated bylaws designate a state or federal court located within the State of Delaware as the exclusive forum for substantially all disputes between us and our stockholders, and also provide that the federal district courts will be the exclusive forum for resolving any complaint asserting a cause of action arising under the Securities Act of 1933, as amended, each of which could limit our stockholders' ability to choose the judicial forum for disputes with us or our directors, officers, stockholders, or employees.

Our amended and restated certificate of incorporation specifies that, unless we consent in writing to the selection of an alternative forum, the sole and exclusive forum for (a) any derivative action or proceeding brought on our behalf, (b) any action asserting a claim of breach of a fiduciary duty owed by any of our current or former directors, stockholders, officers, or other employees to us or our stockholders, (c) any action or proceeding asserting a claim arising pursuant to, or seeking to enforce any right, obligation or remedy under, any provision of the Delaware General Corporation Law, our amended and restated certificate of incorporation, or our amended and restated bylaws, (d) any action or proceeding as to which the Delaware General Corporation Law confers jurisdiction on the Court of Chancery of the State of Delaware, or (e) any action or proceeding asserting a claim that is governed by the internal affairs doctrine shall be the Court of Chancery of the State of Delaware (or, if the Court of Chancery does not have jurisdiction, another state court in Delaware or, if no state court in Delaware has jurisdiction, the federal district court for the District of Delaware) and any appellate court therefrom, in all cases subject to the court having jurisdiction over the claims at issue and the indispensable parties; provided that the exclusive forum provision will not apply to suits brought to enforce any liability or duty created by the Exchange Act.

Section 22 of the Securities Act of 1933, as amended (the Securities Act), creates concurrent jurisdiction for federal and state courts over all such Securities Act actions. Accordingly, both state and federal courts have jurisdiction to entertain such claims. To prevent having to litigate claims in multiple jurisdictions and the threat of inconsistent or contrary rulings by different courts, among other considerations, our amended and restated bylaws also provide that the federal district courts of the United States of America will be the exclusive forum for resolving any complaint asserting a cause of action arising under the Securities Act.

Any person or entity purchasing or otherwise acquiring or holding or owning (or continuing to hold or own) any interest in any of our securities shall be deemed to have notice of and consented to the foregoing bylaw provisions. Although we believe these exclusive forum provisions benefit us by providing increased consistency in the application of Delaware law and federal securities laws in the types of lawsuits to which each applies, the exclusive forum provisions may limit a stockholder's ability to bring a claim in a judicial forum of its choosing for disputes with us or any of our directors, officers, stockholders, or other employees, which may discourage lawsuits with respect to such claims against us and our current and former directors, officers, stockholders, or other employees. Our stockholders will not be deemed to have waived our compliance with the federal securities laws and the rules and regulations thereunder as a result of our exclusive forum provisions. Further, in the event a court finds either exclusive forum provision contained in our amended and restated bylaws to be unenforceable or inapplicable in an action, we may incur additional costs associated with resolving such action in other jurisdictions, which could harm our results of operations.

Delaware law and provisions in our amended and restated certificate of incorporation and amended and restated bylaws might discourage, delay or prevent a change in control of our company or changes in our management and, therefore, depress the trading price of our Class A common stock.

Our status as a Delaware corporation and the anti-takeover provisions of the Delaware General Corporation Law may discourage, delay or prevent a change in control by prohibiting us from engaging in a business combination with an interested stockholder for a period of three years after the person becomes an interested stockholder, even if a change of control would be beneficial to our existing stockholders. In addition, our restated certificate of incorporation and restated bylaws contain provisions that may make the acquisition of our company more difficult, including the following:

- certain amendments to our amended and restated certificate of incorporation require the approval of stockholders holding two-thirds of the voting power of our then outstanding capital stock;
- any stockholder-proposed amendment to our amended and restated bylaws requires the approval of stockholders holding two-thirds of the voting power of our then outstanding capital stock;
- our stockholders may only be able to take action at a meeting of stockholders and may not be able to take action by written consent for any matter;
- our stockholders are able to act by written consent only if the action is first recommended or approved by the board of directors;
- vacancies on our board of directors may be filled only by our board of directors and not by stockholders;
- only the chair of the board of directors, chief executive officer or a majority of the board of directors are authorized to call a special meeting of stockholders;
- certain litigation against us can only be brought in Delaware;
- our restated certificate of incorporation authorizes undesignated preferred stock, the terms of which may be established and shares of which may be issued, without the approval of the holders of our capital stock; and
- advance notice procedures apply for stockholders to nominate candidates for election as directors or to bring matters before an annual meeting of stockholders.

These anti-takeover defenses could discourage, delay, or prevent a transaction involving a change in control of our company. These provisions could also discourage proxy contests and make it more difficult for stockholders to elect directors of their choosing and to cause us to take other corporate actions they desire, any of which, under certain circumstances, could limit the opportunity for our stockholders to receive a premium for their shares of our capital stock and could also affect the price that some investors are willing to pay for our Class A common stock.

Our ability to use net operating losses to offset future taxable income may be subject to certain limitations, and changes to U.S. tax laws may cause us to make adjustments to our financial statements.

As of December 31, 2025, we had U.S. federal and state net operating loss carryforwards (NOLs) of \$262.4 million and \$226.6 million, respectively, which if not utilized will expire in 2035 for state purposes. We may use these NOLs to offset against taxable income for U.S. federal and state income tax purposes.

However, Section 382 of the Internal Revenue Code of 1986, as amended, may limit the NOLs we may use in any year for U.S. federal income tax purposes in the event of certain changes in ownership of our company. A Section 382 “ownership change” generally occurs if one or more stockholders or groups of stockholders who own at least 5% of a company’s stock increase their ownership by more than 50 percentage points over their lowest ownership percentage within a rolling three-year period. Similar rules may apply under state tax laws. We have previously undergone multiple ownership changes. In addition, future issuances or sales of our stock, including certain transactions involving our stock that are outside of our control, could result in future ownership changes. Ownership changes that have occurred in the past or that may occur in the future could result in the imposition of an annual limit on the amount of pre-ownership change NOLs and other tax attributes we can use to reduce our taxable income, potentially increasing and accelerating our liability for U.S. federal income taxes, and also potentially causing those tax attributes to expire unused. States may impose other limitations on the use of our NOLs.

Any changes in U.S. tax laws or limitations on using NOLs could, depending on the extent of such limitation and the NOLs previously used, result in our retaining less cash after payment of U.S. federal and state income taxes during any year in which we have taxable income, rather than losses, than we would be entitled to retain if such NOLs were available as an offset against such income for U.S. federal and state income tax reporting purposes, which could adversely impact our operating results. For example, recently enacted California legislation limits the use of state NOLs for tax years beginning on or after January 1, 2024 and before January 1, 2027. As a result of this legislation or other unforeseen reasons, we may not be able to utilize some or all of our NOLs, even if we attain profitability.

We continue to incur significant increased costs and management resources as a result of operating as a public company.

As a public company, we continue to incur significant legal, accounting, compliance, insurance and other expenses that we did not incur as a private company. Our management and other personnel need to devote a substantial amount of time and incur significant expense in connection with compliance initiatives. As a public company, we continue to bear all of the internal and external costs of preparing and distributing periodic public reports in compliance with our obligations under the securities laws.

In addition, regulations and standards relating to corporate governance and public disclosure, including SOX, and the related rules and regulations implemented by the SEC and Nasdaq have increased legal and financial compliance costs and make some compliance activities more time-consuming. We intend to invest resources to comply with evolving laws, regulations and standards, and this investment will result in increased general and administrative expenses and may divert management's time and attention from our other business activities. If our efforts to comply with new laws, regulations and standards differ from the activities intended by regulatory or governing bodies due to ambiguities related to practice, regulatory authorities may initiate legal proceedings against us, and our business may be harmed. In the future, it may be more expensive or more difficult for us to obtain director and officer liability insurance, and we may be required to accept reduced coverage and/or incur substantially higher costs to obtain coverage. These factors could also make it more difficult for us to attract and retain qualified members of our board of directors, particularly to serve on our audit committee and compensation committee, and qualified executive officers.

General Risks

Environmental, social, and governance (ESG) matters are subject to evolving expectations from customers, regulators, investors and other stakeholders and may expose us to reputational, cost and other risks.

Companies across all industries are subject to evolving expectations regarding ESG matters. Failure to implement the appropriate standards and practices for responsible corporate citizenship, support for local communities, employee diversity and human capital management, health and safety practices, supply chain management, and corporate governance can increase our costs of production, decrease our revenue, and negatively affect our reputation, employee retention, and the general willingness of customers and suppliers to do business with us and investors to invest in us. If we do not adapt to or comply with evolving ESG standards and regulations, the resulting consequences could have a material adverse effect on our reputation, business and financial condition.

If our facilities or our third-party manufacturers' facilities become unavailable or inoperable, our research and development program and commercialization plan could be adversely impacted and manufacturing of our instruments and consumables could be interrupted.

Our Redwood City, California, facilities house our operations, including research and development, NP manufacturing and quality assurance teams. Our instruments are manufactured at our third-party manufacturer's facilities in Nevada, and our consumables are manufactured at various locations in the United States and internationally.

Our facilities in Redwood City and those of our third-party manufacturers are vulnerable to natural disasters, public health crises, including the impact of health epidemics, climate change and catastrophic events. For example, our Redwood City facilities are located near earthquake fault zones and are vulnerable to damage from earthquakes as well as other types of disasters, including fires, wildfires, floods, power loss, communications failures and similar events. If any disaster, public health crisis or catastrophic event were to occur, our ability to operate our business would be seriously, or potentially completely, impaired. If our facilities or our third-party manufacturer's facilities become unavailable for any reason, we cannot provide assurances that we will be able to secure alternative manufacturing facilities with the necessary capabilities and equipment on acceptable terms, if at all. We may encounter particular difficulties in replacing our Redwood City facilities given the specialized equipment housed within it. The inability to manufacture our instruments or consumables, combined with our limited inventory of manufactured instruments and consumables, may result in the loss of future customers or harm our reputation, and we may be unable to re-establish relationships with those customers in the future. Because some of our NPs are perishable and must be kept in temperature controlled storage, the loss of power to our facilities, mechanical or other issues with our storage facilities or other events that impact our temperature controlled storage could result in the loss of some or all of such NPs, and we may not be able to replace them without disruption to our customers or at all.

If our research and development program or commercialization program were disrupted by a disaster or catastrophe, the launch of new products, including the Proteograph Product Suite, and the timing of improvements to our products could be significantly delayed and could adversely impact our ability to compete with other available products and solutions. If our or our third-party manufacturer's capabilities are impaired, we may not be able to manufacture and ship our products in a timely manner, which would adversely impact our business. Although we possess insurance for damage to our property and the disruption of our business, and self-insure for earthquake risk, this insurance may not be sufficient to cover all of our potential losses and may not continue to be available to us on acceptable terms, or at all.

If we, or our vendors, partners or customers, experience a significant disruption in our information technology systems or breaches of data security, our business could be adversely affected.

We rely, or will rely, on information technology systems to keep financial records, facilitate our research and development initiatives, manage our manufacturing operations, provide services, maintain quality control, fulfill customer orders, maintain corporate records, communicate with staff and external parties and operate other critical functions. Our information technology systems and those of our vendors, partners and customers are potentially vulnerable to disruption due to breakdown, malicious intrusion and computer viruses or other disruptive events, including, but not limited to, software bugs and technical errors, and natural disasters and catastrophes. Cyberattacks (including denial of service, ransomware, and other attacks) and other malicious internet-based activity continue to increase and cloud-based platform providers of services have been and are expected to continue to be targeted. Methods of attacks on information technology systems and data security breaches change frequently, are increasingly complex and sophisticated, including social engineering and phishing scams, and can originate from a wide variety of sources. In addition to traditional computer “hackers,” malicious code, such as viruses and worms, employee theft or misuse, denial-of-service attacks and sophisticated nation-state and nation-state supported actors now engage in attacks, including advanced persistent threat intrusions. Despite our efforts to create security barriers to such threats, it is virtually impossible for us to entirely mitigate these risks. In addition, we have not finalized our information technology and data security procedures and therefore, our information technology systems may be more susceptible to technical errors and cybersecurity attacks than if such security procedures were finalized. Despite any of our current or future efforts to protect against technical errors, cybersecurity attacks and data security breaches, there is no guarantee that our efforts are adequate to safeguard against all such errors, attacks and breaches. Moreover, it is possible that we may not be able to anticipate, detect, appropriately react and respond to, or implement effective preventative measures against, all cybersecurity incidents. In addition, our information technology strategy encompasses multi-vendor, multi-cloud infrastructure, systems and applications. We have a shared responsibility model with our information technology vendors and rely on their security measures and controls. We have not conducted a comprehensive evaluation of all vendors to understand their security postures.

If our security measures, or those of our vendors, partners and customers, are compromised due to any technical errors, cybersecurity attacks or data security breaches, including as a result of third-party action, employee or customer error, malfeasance, stolen or fraudulently obtained log-in credentials or otherwise, our reputation could be damaged, our business and reputation may be harmed, we could become subject to litigation and we could incur significant liability. If we were to lose data or experience a prolonged system disruption in our information technology systems or those of certain of our vendors and partners, it could negatively impact our ability to serve our customers, which could adversely impact our business, financial condition, results of operations and prospects. If operations at our facilities were disrupted, it may cause a material disruption in our business if we are not capable of restoring functionality on an acceptable timeframe.

In addition, our information technology systems, and those of our vendors, partners and customers, are potentially vulnerable to data security breaches, whether by internal bad actors, such as employees or other third parties with legitimate access to our or our third-party providers' systems, or external bad actors, which could lead to the loss or exposure of personal data, sensitive data and confidential information to unauthorized persons. Any such data security breaches could lead to the loss of trade secrets or other intellectual property, the exposure of personal information, including sensitive personal information, of our employees, customers and others, or could prevent us from accessing critical information, any of which could expose us to liability and have a material adverse effect on our business, reputation, financial condition and results of operations. Moreover, due to the inherent features and technical limitations of information technology systems and infrastructure, our products and services may be impacted by technical errors, cyberattacks or other disruptions, including efforts to penetrate our customers' network security, sabotage or otherwise disable our instruments and services, including instruments at our customers' sites, misappropriate our customers' proprietary information, or cause interruptions of our or our customers' internal operations, systems and services. Any such incidents could compromise our customers' networks and the information stored there could be accessed, publicly disclosed, lost or stolen.

In addition, any such access, disclosure or other loss or unauthorized use of information or data could result in legal claims or proceedings, regulatory investigations or actions, and other types of liability under laws that protect the privacy and security of personal information, including federal, state and foreign data protection and privacy regulations, violations of which could result in significant penalties and fines. Additionally, the California Privacy Rights Act (CPRA), which went into effect on January 1, 2023, modifies the California Consumer Privacy Act (CCPA) significantly, potentially resulting in further uncertainty and requiring us to incur additional costs and expenses in an effort to comply. The CPRA restricts use of certain categories of sensitive personal information that we may handle, establish restrictions on the retention of personal information, expand the types of data breaches subject to the private right of action, and establish the California Privacy Protection Agency to implement and enforce the new law and impose administrative fines. Additional compliance investment and potential business process changes will likely be required. Similar laws have been proposed in other states and at the federal level, reflecting a trend toward more stringent data privacy and security legislation in the United States. For example, on March 2, 2021, Virginia enacted the Virginia Consumer Data Protection Act, or CDPA, which took effect on January 1, 2023, on June 8, 2021, Colorado enacted the Colorado Privacy Act, or CPA, which took effect on July 1, 2023, and on March 24, 2022, Utah enacted the Utah Consumer Privacy Act, or UCPA, which took effect on December 31, 2023; and on May 10, 2022, Connecticut enacted the Connecticut Data Privacy Act, or CTDPA, which took effect on July 1, 2023. The CPA, CDPA, UCPA, and CTDPA share similarities with and differences from the CPRA and legislation proposed in other states. Aspects of these state privacy statutes remain unclear, resulting in further uncertainty and potentially requiring us to modify our data practices and policies and to incur substantial additional costs and expenses in an effort to comply. In addition, U.S. and international laws and regulations that have been applied to protect user privacy (including laws regarding unfair and deceptive practices in the U.S. and GDPR in the EU) may be subject to evolving interpretations or applications. Furthermore, defending a suit, regardless of its merit, could be costly, divert management's attention and harm our reputation. In addition, although we seek to detect and investigate all data security incidents, security breaches and other incidents of unauthorized access to our information technology systems and data can be difficult to detect and any delay in identifying such breaches or incidents may lead to increased harm and legal exposure of the type described above. Moreover, there could be public announcements regarding any cybersecurity incidents and any steps we take to respond to or remediate such incidents, and if securities analysts or investors perceive these announcements to be negative, it could, among other things, have a material adverse effect on the price of our Class A common stock.

The cost of protecting against, investigating, mitigating and responding to potential breaches of our information technology systems and data security breaches and complying with applicable breach notification obligations to individuals, regulators, partners and others can be significant. As cybersecurity incidents continue to evolve, we may be required to expend significant additional resources to continue to modify or enhance our protective measures or to investigate and remediate any information security vulnerabilities. The inability to implement, maintain and upgrade adequate safeguards could have a material adverse effect on our business, financial condition, results of operations and prospects. Our insurance policies may not be adequate to compensate us for the potential costs and other losses arising from such disruptions, failures or security breaches. In addition, such insurance may not be available to us in the future on economically reasonable terms, or at all, or that any insurer will not deny coverage as to any future claim. The successful assertion of one or more large claims against us that exceed available insurance coverage, or the occurrence of changes in our insurance policies, including premium increases or the imposition of large deductible or co-insurance requirements, could have a material adverse effect on our business, financial condition, results of operations and prospects.

We are currently subject to, and may in the future become subject to additional international and U.S. federal and state laws and regulations imposing obligations on how we collect, store and process personal information. Our actual or perceived failure to comply with such obligations could harm our business. Ensuring compliance with such laws could also impair our efforts to maintain and expand our future customer base, and thereby decrease our revenue.

In the ordinary course of our business, we currently, and in the future will, collect, store, transfer, use or process sensitive data, including personally identifiable information of employees, and intellectual property and proprietary business information owned or controlled by ourselves and other parties. The secure processing, storage, maintenance, and transmission of this critical information are vital to our operations and business strategy. We are, and may increasingly become, subject to various international and domestic laws and regulation relating to data privacy and security in the jurisdictions in which we operate. We also may be subject to contractual obligations and may be, or may be asserted to be, subject to industry standards relating to privacy and data security. The regulatory environment related to data privacy and security is increasingly rigorous, with new and constantly changing requirements applicable to our business, and enforcement practices are likely to remain uncertain for the foreseeable future. These laws and regulations may be interpreted and applied differently over time and from jurisdiction to jurisdiction, and it is possible that they will be interpreted and applied in ways that may have a material adverse effect on our business, financial condition, results of operations and prospects.

In the United States, various federal and state regulators, including governmental agencies like the Consumer Financial Protection Bureau and the Federal Trade Commission, have adopted, or are considering adopting, laws and regulations concerning personal information and data security. Certain state laws may be more stringent or broader in scope, or offer greater individual rights, with respect to personal information than federal, international or other state laws, and such laws may differ from each other, all of which may complicate compliance efforts. For example, the CCPA, which increases privacy rights for California residents and imposes obligations on companies that process their personal information, came into effect on January 1, 2020, and the CPRA, which increases such rights and responsibilities, came into effect on January 1, 2023. Among other things, the CCPA requires covered companies to provide new disclosures to California consumers and provide such consumers new data protection and privacy rights, including the ability to opt-out of certain sales of personal information. The CCPA provides for civil penalties for violations, as well as a private right of action for certain data breaches that result in the loss of personal information. This private right of action may increase the likelihood of, and risks associated with, data breach litigation. In addition, laws in all 50 U.S. states require businesses to provide notice to consumers whose personal information has been disclosed as a result of a data breach. State laws are changing rapidly and there is discussion in the U.S. Congress of a new comprehensive federal data privacy law to which we would become subject if it is enacted.

Furthermore, regulations promulgated pursuant to the Health Insurance Portability and Accountability Act of 1996 (HIPAA), establish privacy and security standards that limit the use and disclosure of individually identifiable health information (known as “protected health information”) and require the implementation of administrative, physical and technological safeguards to protect the privacy of protected health information and ensure the confidentiality, integrity and availability of electronic protected health information. Determining whether protected health information has been handled in compliance with applicable privacy standards and our contractual obligations can require complex factual and statistical analyses and may be subject to changing interpretation. Although we take measures to protect sensitive data from unauthorized access, use or disclosure, our information technology and infrastructure may be vulnerable to attacks by hackers or viruses or breached due to employee error, malfeasance or other malicious or inadvertent disruptions. Any such breach or interruption could compromise our networks and the information stored there could be accessed by unauthorized parties, manipulated, publicly disclosed, lost or stolen. Any such access, breach or other loss of information could result in legal claims or proceedings, and liability under federal or state laws that protect the privacy of personal information, such as the HIPAA, the Health Information Technology for Economic and Clinical Health Act (HITECH), and regulatory penalties. Notice of breaches must be made to affected individuals, the Secretary of the Department of Health and Human Services, and for extensive breaches, notice may need to be made to the media or State Attorneys General. Such a notice could harm our reputation and our ability to compete.

We have adopted and train our employees and applicable consultants on our policies related to the collection, processing, and storage of information, including personal data of employees and scientific data of customers. From time to time, we have and may conduct internal and external audits to assess our ability, and comment on our vendors’ ability, to comply with evolving compliance and operational requirements, which could impose significant costs, such as costs related to organizational changes, implementing additional protection technologies, training employees and engaging consultants, which are likely to increase over time. In addition, such requirements may require us to modify our data processing practices and policies, distract management or divert resources from other initiatives and projects, all of which could have a material adverse effect on our business, financial condition, results of operations and prospects. Any failure or perceived failure by us or our third-party vendors, collaborators, contractors and consultants to comply with any applicable federal, state or similar foreign laws and regulations relating to data privacy and security, including GDPR, could result in damage to our reputation, as well as proceedings or litigation by governmental agencies or other third parties, including class action privacy litigation in certain jurisdictions, which would subject us to significant fines, sanctions, awards, penalties or judgments, all of which could have a material adverse effect on our business, financial condition, results of operations and prospects.

Item 1B. Unresolved Staff Comments

None.

Item 1C. Cybersecurity

Cybersecurity Risk Management and Strategy

We recognize the importance of identifying, assessing, and managing material risks associated with cybersecurity threats. We have developed and implemented a cybersecurity risk management program intended to protect the confidentiality, integrity, and availability of our critical systems and information. We regularly assess risks from cybersecurity threats; monitor our information systems for potential vulnerabilities; and test those systems pursuant to our cybersecurity policies, processes, and practices, which are integrated into our overall risk management program. Our cybersecurity risk management program includes a cybersecurity incident response plan.

We design and assess our program based on recommendations from trusted sources, such as the National Institute of Standards and Technology and the Center for Internet Security, as well as information security standards issued by the International Organization for Standardization, including ISO 27001. In 2025, our cybersecurity systems and processes achieved ISO 27001 certification. We use these cybersecurity frameworks and information security standards as a guide to help us identify, assess, and manage cybersecurity risks relevant to our business. Our cybersecurity risk management program is integrated into our overall enterprise risk management program and shares common methodologies, reporting channels, and governance processes that apply across the enterprise risk management program to other legal, compliance, strategic, operational, and financial risk areas.

Our cybersecurity risk management program includes:

- risk assessments designed to help identify material cybersecurity risks to our critical systems, information, products, services, and our broader enterprise information technology (IT) environment;
- a security team principally responsible for managing (1) our cybersecurity risk assessment processes, (2) our security controls, and (3) our response to cybersecurity incidents;
- the use of external service providers, where appropriate, to assess, test, or otherwise assist with aspects of our security controls;
- cybersecurity awareness training for our employees, incident response personnel, and senior management;
- a cybersecurity incident response plan that includes procedures for responding to cybersecurity incidents; and
- a third-party risk management process for managing the risk inherent to engaging with external service providers, suppliers, and vendors.

We have not identified any risks from known cybersecurity threats, including as a result of any prior cybersecurity incidents, that have materially affected or are reasonably likely to materially affect us, including our operations, business strategy, results of operations, or financial condition. We face certain ongoing risks from cybersecurity threats that, if realized, are reasonably likely to materially affect us, including our operations, business strategy, results of operations, or financial condition. See *“Risk Factors - If we, or our vendors, partners or customers, experience a significant disruption in our information technology systems or breaches of data security, our business could be adversely affected.”*

Cybersecurity Governance

Our Board considers cybersecurity risk as part of its risk oversight function and has delegated oversight of cybersecurity and other information technology risks to the Audit Committee. The Audit Committee oversees management’s implementation of the cybersecurity risk management program. The Audit Committee reports to the full Board regarding its activities, including those related to cybersecurity. The full Board also receives periodic briefings from the Audit Committee on our cybersecurity risk management program.

The Audit Committee receives regular reports from our VP of Information Technology on our cybersecurity risks. In addition, our VP of Information Technology updates the Audit Committee, as necessary, regarding any material cybersecurity incidents, as well as any incidents with lesser potential impact.

We have established an internal cross-functional Steering Committee and a leadership committee with the objective of overseeing the cyber security program, incidents, risks and initiatives. The Steering Committee is chaired by our VP of Information Technology and is comprised of leaders from Software Development, Research and Development and Data teams. The Steering Committee oversees the cybersecurity program relevance and effectiveness through various means, which may include briefings from internal security personnel, threat intelligence and other information obtained from governmental, public, or private sources, including external consultants engaged by us, and alerts and reports produced by security tools deployed in the information technology environment. Updates from the Steering Committee are provided quarterly to an executive leadership committee, which is chaired by our VP of Information Technology and is comprised of the President and Chief Financial Officer, Chief People Officer, Chief Data Officer, Chief Operations and Product Development Officer and the SVP of Product Development.

The IT management team has primary responsibility for our overall cybersecurity risk management program and supervises both our internal cybersecurity personnel and our retained external cybersecurity consultants. Our VP of Information Technology has over 20 years of experience managing global IT operations, including strategy, information security, applications, infrastructure, support and execution.

Item 2. Properties

Our corporate headquarters, research and development facilities, and manufacturing and distribution centers are located at 3800 Bridge Parkway, Redwood City, CA 94065. The facility is approximately 51,000 square feet and is compliant with all relevant state and federal requirements. Our lease on this facility runs through September 2032. We do not own any real property and believe that our current facilities are sufficient to meet our ongoing needs and that, if we require additional space, we will be able to obtain additional facilities on commercially reasonable terms.

Item 3. Legal Proceedings

We are not currently a party to any material legal proceedings. From time to time we may be involved in legal proceedings or investigations, which could have an adverse impact on our reputation, business and financial condition and divert the attention of our management from the operation of our business.

Item 4. Mine Safety Disclosures

Not applicable.

PART II.

Item 5. Market for Registrant’s Common Equity, Related Stockholder Matters and Issuer Purchases of Equity Securities

Market Information

Our Class A common stock has been listed on the Nasdaq Global Select Market under the symbol “SEER” since December 4, 2020. Prior to that date, there was no public trading market for our Class A common stock.

Holder of Common Stock

As of February 23, 2026, there were 27 holders of record of our Class A common stock. The actual number of stockholders is greater than this number of record holders and includes stockholders who are beneficial owners but whose shares are held in street name by brokers and other nominees.

Dividend Policy

We have not declared or paid any cash dividends on our capital stock since our inception. We intend to retain future earnings, if any, to finance the operation and expansion of our business and do not anticipate paying any cash dividends in the foreseeable future. Payment of future cash dividends, if any, will be at the discretion of our board of directors after taking into account various factors, including our financial condition, operating results, current and anticipated cash needs, the requirements and contractual restrictions of then-existing debt instruments and other factors that our board of directors deems relevant.

Issuer Purchases of Equity Securities

The following table represents a month-to-month summary of information with respect to purchases of common stock made during the three months ended December 31, 2025:

Period	Total Number of Shares Purchased ⁽¹⁾	Average Price Paid per Share ⁽²⁾	Total Number of Shares Purchased as Part of Publicly Announced Plans or Programs ⁽³⁾	Approximate Dollar Value (in thousands) of Shares that May Yet Be Purchased Under the Plans or Programs ⁽³⁾
October 1 - October 31	—	\$ —	—	\$ 3,145
November 1 - November 30	—	\$ —	—	\$ 3,145
December 1 - December 31	31,923	\$ 1.79	31,923	\$ 3,088
Total	<u>31,923</u>	\$ 1.79	<u>31,923</u>	

⁽¹⁾ All shares of common stock were retired upon repurchase.

⁽²⁾ Average price paid per share is calculated on a settlement basis and excludes broker commissions and excise tax.

⁽³⁾ On May 3, 2024, the Company’s Board of Directors approved the Share Repurchase Program under which the Company is authorized to purchase up to \$25.0 million of its issued and outstanding Class A common stock.

On February 25, 2026, the Company's Board of Directors authorized an additional repurchase up to \$25.0 million of its issued and outstanding Class A common stock.

Item 6. [Reserved]

Item 7. Management’s Discussion and Analysis of Financial Condition and Results of Operations

You should read the following discussion and analysis of our financial condition and results of operations together with our audited consolidated financial statements and related notes included elsewhere in this Annual Report. This discussion contains forward-looking statements that involve risks and uncertainties, including those described in the section titled “Special Note Regarding Forward Looking Statements.” Our actual results and the timing of selected events could differ materially from those discussed below. Factors that could cause or contribute to such differences include, but are not limited to, those identified below and those set forth under the section titled “Risk Factors.”

Overview

Our mission is to imagine and pioneer new ways to decode the biology of the proteome to improve human health. Our product, the Proteograph Product Suite (Proteograph), leverages our proprietary engineered nanoparticle (NP) technology to provide unbiased, deep, rapid and large-scale access to the proteome. The Proteograph Product Suite is an integrated solution that includes consumables, an automation instrument and software. We believe that broader access to the proteome is essential, not only to understanding its complexity and accelerating biological insights, but also to expanding end-markets. These markets may include basic research and discovery, translational research, diagnostics and applied applications. To comprehend the complexity and dynamic nature of the proteome, researchers must perform population-scale, deep, unbiased interrogation of biological samples over time. We believe that this level of interrogation was not previously feasible and that the Proteograph can enable researchers to perform these types of proteomics studies.

Since we were incorporated in 2017, we have devoted substantially all of our resources to research and development activities, including with respect to the Proteograph Product Suite, building our commercial infrastructure including manufacturing, operations, sales and marketing and service and support functions, establishing and maintaining our intellectual property portfolio, hiring personnel, raising capital, becoming and being a publicly-traded company, and providing general and administrative support for these activities.

Our ability to generate product and service revenue sufficient to achieve profitability, if ever, will depend on the successful commercialization of the Proteograph Product Suite and related products and services. In May 2025, we advanced our commercial offering with the launch of the new Proteograph Product Suite, featuring the Proteograph ONE assay and SP200 automation instrument. With the new Proteograph workflow, we believe we have achieved a transformative milestone by significantly improving the performance and scalability of deep, unbiased proteomic analysis. These advancements push the boundaries of the original capabilities of the Proteograph Product Suite launched in 2021, further addressing limitations in deep, unbiased proteomic workflows, including prohibitive costs of large-scale studies, time-consuming manual workflows, and performance variability introduced by manual handling.

We market and sell the Proteograph Product Suite as an integrated solution comprised of consumables, our automation instrument and software. Our commercial strategy is focused on growing adoption of the Proteograph by researchers in academic and commercial settings, expanding the installed base, increasing utilization to generate revenue from the purchase of Proteograph consumables and growing our service offering through the Seer Technology Access Center (STAC). We expect a highly efficient sales model because our workflow integrates with most existing proteomics laboratories’ workflows and it also complements large-scale genomics research. We are focused on removing barriers to access to the Proteograph, including through the STAC service offering.

We sell the Proteograph Product Suite through a direct sales channel in the United States, and through both direct and distributor sales channels in regions outside the United States. We have built, and will continue to build our sales, marketing, support and product distribution capabilities. In addition, we will continue to build the necessary infrastructure for these activities in the United States, European Union, the United Kingdom, and other countries and regions, including Asia-Pacific, as we execute on our commercialization strategy for the Proteograph.

We leverage well-established unit operations to formulate and manufacture our NPs at our facilities in Redwood City, California. We procure certain components of our consumables from third-party manufacturers, which includes the commonly-available raw materials needed for manufacturing our proprietary engineered NPs. We are currently manufacturing using our production-scale lines and continue to build out our manufacturing capabilities to support broad commercial availability of our products. We obtain some of the reagents and components used in the Proteograph workflow from third-party suppliers. While some of these reagents and components are currently sourced from a single supplier, these products are readily available from numerous suppliers. While we currently perform some filling and packaging of the Proteograph assay and the related consumables, we may eventually have our filling and packaging outsourced to a third party. We conduct vendor and component qualification for components provided by third-party suppliers and quality control tests on our NPs.

We designed the automation instrument and have outsourced its manufacturing to Hamilton Company, a leading manufacturer of automated liquid handling workstations. We have entered into a non-exclusive agreement with Hamilton that covers the manufacturing of the automation instrument and its continued supply on a purchase order basis. Starting in January 2025, we renewed the agreement under an extended term through December 2027. Following this extended term, the agreement will automatically renew annually for a maximum of two one-year renewal periods. Hamilton has represented to us that it maintains ISO 9001 and ISO 13485 certifications.

During the years ended December 31, 2025 and 2024, we incurred a net loss of \$73.6 million and \$86.6 million and used \$44.4 million and \$46.1 million of cash in operations, respectively. As of December 31, 2025, we had an accumulated deficit of \$466.0 million and cash, cash equivalents, and investments of \$240.6 million. We expect to continue to incur significant losses and do not expect positive cash flows from operations for the foreseeable future.

Our expenses may increase in connection with our ongoing activities, as we:

- broadly market and sell the Proteograph Product Suite;
- attract, hire and retain qualified personnel;
- continue to build our sales, marketing, service, support and distribution infrastructure as part of our commercialization efforts;
- build-out and expand our in-house NP manufacturing capabilities;
- continue to engage in research and development of other products and enhancements to the Proteograph Product Suite;
- implement operational, financial and management information systems;
- obtain, maintain, expand, and protect our intellectual property portfolio; and
- build the infrastructure to operate and scale as a public company.

Components of Results of Operations

Revenue

Our product revenue consists of an instrument with embedded software essential to the instrument's functionality and consumables. Our service revenue primarily consists of revenue received from the generation and analysis of proteomic data on behalf of the customer. Our related party revenue is comprised of both product sales and services performed for related parties. Other revenue consists of shipping revenue and lease arrangements. Our revenue is primarily generated domestically. We intend to focus our commercial efforts in the United States and expect to grow our international presence.

Cost of Revenue

We utilize third-party manufacturers for production of our instruments and we manufacture our NPs and assemble our assay kits internally. Cost of revenue consists primarily of costs of the components of the Proteograph Product Suite, including the instruments and consumables, costs of services related to the generation and analysis of proteomic data on behalf of our customers, and distribution-related expenses such as logistics and shipping costs. In addition, cost of revenue includes employee compensation, such as stock-based compensation and employee benefits, amortization of capitalized internal-use software, allocated overhead, including depreciation, and charges related to inventory reserves.

Research and Development Expenses

Research and development (R&D) expenses include costs associated with R&D of our technology and product candidates. R&D expenses consist primarily of employee compensation, including stock-based compensation and employee benefits, laboratory supplies used for in-house research, consulting costs, and allocated costs, including rent, depreciation, information technology and utilities.

Selling, General and Administrative Expenses

Selling, general and administrative expenses consist primarily of employee compensation, including stock-based compensation, and benefits for executive management, sales and marketing, customer support, finance, administrative, human resources, legal functions, allocated costs, including depreciation, professional service fees and other general overhead costs to support our operations.

Other Income (Expense)

Other income (expense) consists primarily of interest income earned on cash, cash equivalents and investments, asset disposals, realized and unrealized gains and losses on foreign currency transactions, and loss in the equity method investment.

Provision for Income Taxes

Income tax expense results from our wholly-owned foreign subsidiaries. We maintain a full valuation allowance on our domestic deferred tax assets as we have concluded that it is more likely than not that the deferred assets will not be realized.

Results of Operations

The following table summarizes our results of operations for the periods presented:

	Year ended December 31,		Change	
	2025	2024	Amount	%
	<i>(dollars in thousands)</i>			
Revenue:				
Product	\$ 11,207	\$ 8,695	\$ 2,512	29%
Service	4,151	2,960	1,191	40%
Related party	761	2,292	(1,531)	(67)%
Other	459	223	236	106%
Total revenue	16,578	14,170	2,408	17%
Cost of revenue:				
Product	5,336	4,402	934	21%
Service	1,531	1,465	66	5%
Related party	224	712	(488)	(69)%
Other	1,022	536	486	91%
Total cost of revenue	8,113	7,115	998	14%
Gross profit	8,465	7,055	1,410	20%
Operating expenses:				
Research and development	43,874	50,585	(6,711)	(13)%
Selling, general and administrative	42,583	56,571	(13,988)	(25)%
Total operating expenses	86,457	107,156	(20,699)	(19)%
Loss from operations	(77,992)	(100,101)	22,109	(22)%
Other income (expense):				
Interest income	11,522	16,666	(5,144)	(31)%
Loss on equity method investment	(5,919)	(2,649)	(3,270)	123%
Other expense	(1,010)	(417)	(593)	142%
Total other income	4,593	13,600	(9,007)	(66)%
Loss before provision for income taxes	(73,399)	(86,501)	13,102	(15)%
Provision for income taxes	201	98	103	105%
Net loss	\$ (73,600)	\$ (86,599)	\$ 12,999	(15)%

Revenue

	Year ended December 31,		Change	
	2025	2024	Amount	%
	<i>(dollars in thousands)</i>			
Revenue	\$ 16,578	\$ 14,170	\$ 2,408	17%

Revenue in fiscal year 2025 increased by \$2.4 million, or 17% as compared to the prior year. The increase was due to higher product sales and service revenue.

Cost of Revenue

	Year ended December 31,		Change	
	2025	2024	Amount	%
	<i>(dollars in thousands)</i>			
Cost of revenue	\$ 8,113	\$ 7,115	\$ 998	14%

Cost of revenue in fiscal year 2025 increased by \$1.0 million, or 14% as compared to the prior year. The increase was primarily due to higher volume from consumables sales.

Research and Development

	<u>Year ended December 31,</u>		<u>Change</u>	
	<u>2025</u>	<u>2024</u>	<u>Amount</u>	<u>%</u>
			<i>(dollars in thousands)</i>	
Research and development	\$ 43,874	\$ 50,585	\$ (6,711)	(13)%

Research and development expenses in fiscal year 2025 decreased by \$6.7 million, or 13% as compared to the prior year. The decrease was primarily due to a \$2.5 million decrease in stock-based compensation, a \$2.2 million decrease in allocated costs, a \$1.6 million decrease in laboratory expenses, and a \$0.5 million decrease in professional services.

Selling, General and Administrative

	<u>Year ended December 31,</u>		<u>Change</u>	
	<u>2025</u>	<u>2024</u>	<u>Amount</u>	<u>%</u>
			<i>(dollars in thousands)</i>	
Selling, general and administrative	\$ 42,583	\$ 56,571	\$ (13,988)	(25)%

Selling, general and administrative expenses in fiscal year 2025 decreased by \$14.0 million, or 25% as compared to the prior year. The decrease was primarily due to a \$9.2 million decrease in stock-based compensation, a \$2.0 million decrease in professional services, a \$0.9 million decrease in allocated costs, a \$0.8 million decrease in business expenses, a \$0.3 million decrease in facility expenses, a \$0.3 million decrease in travel expenses, and a \$0.2 million decrease in employee compensation costs.

Total Other Income

	<u>Year ended December 31,</u>		<u>Change</u>	
	<u>2025</u>	<u>2024</u>	<u>Amount</u>	<u>%</u>
			<i>(dollars in thousands)</i>	
Total other income	\$ 4,593	\$ 13,600	\$ (9,007)	(66)%

Total other income in fiscal year 2025 decreased by \$9.0 million, or 66% as compared to the prior year. The decrease was primarily due to the loss in the equity method investment and lower rates of interest earned on cash invested in money market funds, U.S. Treasury securities, U.S. Non-Treasury securities, commercial paper, and corporate debt securities and loss on asset disposals.

Liquidity and Capital Resources

Since the date of our incorporation, we have incurred significant operating losses and negative cash flows from operations. Our operations have been funded primarily through the sale and issuance of equity securities since inception. We anticipate that we will continue to incur net losses and do not expect positive cash flows from operations for the foreseeable future. However, based on our cash, cash equivalents and investments, we believe we will have adequate liquidity over the next twelve months following the date of this Annual Report to operate our business and to meet our cash requirements. If our available cash, cash equivalents and investments and anticipated cash flows from operations are insufficient to satisfy our liquidity requirements, we may consider raising additional capital to expand our business, pursue strategic investments, take advantage of financing opportunities or for other reasons.

We enter into agreements as part of the normal course of business with various vendors, which are generally cancellable without material penalty upon written notice. Payments associated with these agreements are not included in this discussion of contractual obligations.

Our operating lease obligations reflect our lease obligations for our office and laboratory space in Redwood City, California. We lease approximately 51,000 square feet of office and laboratory space in Redwood City, California, and the lease is set to end on September 30, 2032 with an option to renew for an additional five-year term at then-current market rates. We maintain a letter of credit issued to the lessor in the amount of \$0.5 million as of each of December 31, 2025 and 2024, which is secured by restricted cash and is presented as noncurrent at each date based on the term of the underlying lease.

From time to time, we have certain purchase commitments related to our inventory management, cloud-based information systems, property and equipment maintenance and support services, and various other products and services over periods that extend beyond one year. The contractual obligations represent future cash commitments and liabilities under agreements with third parties and exclude orders for goods and services entered into in the normal course of business that are not enforceable or subject to change. These outstanding commitments amounted to \$0.4 million as of December 31, 2025.

We take a long-term view in growing and scaling our business and regularly review opportunities that meet our long-term growth objectives. Our future capital requirements will depend on many factors including our revenue growth rate, investments in continued commercialization efforts, acquisitions of complementary or enhancing technologies or businesses, including intellectual property rights, the timing and extent of additional capital expenditures to invest in existing and new facilities and equipment, the expansion of sales and marketing and international activities and the extent and magnitude of our ongoing research and development programs.

Cash Flows

The following table summarizes our cash flows for the periods indicated:

	Year ended December 31,	
	2025	2024
	<i>(in thousands)</i>	
Net cash used in operating activities	\$ (44,448)	\$ (46,109)
Net cash provided by investing activities	61,548	65,858
Net cash used in financing activities	(10,568)	(11,495)
Net increase in cash, cash equivalents and restricted cash	<u>\$ 6,532</u>	<u>\$ 8,254</u>

Operating Activities

In 2025, cash used in operating activities was \$44.4 million, attributable to a net loss of \$73.6 million and a net change in our net operating assets and liabilities of \$0.6 million, partially offset by non-cash charges of \$29.7 million. Non-cash charges primarily consisted of \$15.4 million of stock-based compensation, \$6.1 million of depreciation and amortization, \$5.9 million of loss on equity method investment, \$1.1 million of net amortization of premium on available-for-sale securities, and \$1.0 million of loss on disposal of property and equipment. The change in our net operating assets and liabilities was primarily due to an increase in inventory levels of \$2.9 million, a decrease of \$1.6 million in prepaid expenses and other assets, which was partially offset by an increase in accounts payable of \$1.1 million.

In 2024, cash used in operating activities was \$46.1 million, attributable to a net loss of \$86.6 million and a net change in our net operating assets and liabilities of \$0.1 million, partially offset by non-cash charges of \$40.6 million. Non-cash charges primarily consisted of \$28.2 million of stock-based compensation, \$6.2 million of depreciation and amortization, \$3.1 million of net amortization of premium on available-for-sale securities, \$2.6 million of loss on equity method investment, and \$0.3 million of loss on disposal of property and equipment. The change in our net operating assets and liabilities was primarily due to an increase in inventory levels of \$2.7 million, a decrease in accrued liabilities and other liabilities of \$1.4 million, and an increase of \$0.1 million in prepaid expenses and other assets, which was partially offset by an increase in accounts payable of \$3.4 million, a decrease in accounts receivable of \$0.5 million, and an increase in deferred revenue of \$0.2 million.

Investing Activities

In 2025, cash provided by investing activities was \$61.5 million, which was attributable to the proceeds from maturities of available-for-sale securities of \$237.8 million and proceeds from disposal of property and equipment of \$0.6 million. This was offset by the purchases of available-for-sale securities of \$173.2 million, purchase of investment in equity security of \$1.9 million, and purchases of property and equipment of \$1.8 million, which was primarily for laboratory equipment.

In 2024, cash provided by investing activities was \$65.9 million, which was attributable to the proceeds from maturities of available-for-sale securities of \$342.0 million and proceeds from disposal of property and equipment of \$0.3 million. This was offset by the purchases of available-for-sale securities of \$262.9 million, purchase of investment in equity security of \$10.0 million, and purchases of property and equipment of \$3.5 million, which was primarily for laboratory equipment.

Financing Activities

In 2025, cash used in financing activities was \$10.6 million, which was primarily attributable to the repurchases of Class A common stock under our share repurchase program of \$10.2 million and the taxes withholding payments related to net settlement of restricted stock units of \$0.8 million. This partially was offset by the proceeds of \$0.4 million from the issuance of Class A common stock in connection with the employee stock purchase plan.

In 2024, cash used in financing activities was \$11.5 million, which was primarily attributable to the repurchases of Class A common stock under our share repurchase program of \$11.8 million. This partially was offset by the proceeds of \$0.3 million from the issuance of Class A common stock in connection with our employee stock purchase plan.

Critical Accounting Policies, Significant Judgments and Use of Estimates

The discussion and analysis of our financial condition and results of operations is based on our consolidated financial statements, which have been prepared in accordance with United States generally accepted accounting principles. The preparation of these consolidated financial statements requires us to make estimates and assumptions that affect the reported amounts of assets, liabilities, and the disclosure of contingent assets and liabilities at the date of the consolidated financial statements, as well as revenue and expenses incurred during the reporting periods. Our estimates are based on our historical experience and on various other factors that we believe are reasonable under the circumstances, the results of which form the basis for making judgments about the carrying value of assets and liabilities that are not readily apparent from other sources. Actual results may differ from these estimates under different assumptions or conditions. We believe that the accounting policies discussed below are critical to understanding our historical and future performance, as these policies relate to the more significant areas involving management's judgments and estimates.

While our significant accounting policies are described in the notes to our consolidated financial statements, we believe that the following critical accounting policies are most important to understanding and evaluating our reported financial results.

Revenue Recognition

Our revenue is generated primarily from sales of products and services. Product revenue consists of sales of an instrument with embedded software essential to the instrument's functionality and consumables. Service revenue primarily consists of revenue received from the generation and analysis of proteomic data on behalf of our customers.

We recognize revenue when control of our products and services is transferred to our customers in an amount that reflects the consideration we expect to receive from our customers in exchange for those products and services. This process involves identifying the contract with a customer, determining the performance obligations in the contract, determining the transaction price, allocating the transaction price to the distinct performance obligations in the contract, and recognizing revenue when the performance obligations have been satisfied. A performance obligation is considered distinct from other obligations in a contract when it provides a benefit to the customer either on its own or together with other resources that are readily available to the customer and is separately identified in the contract. We consider a performance obligation satisfied once we have transferred control of a good or service to the customer, meaning the customer has the ability to use and obtain the benefit of the good or service.

Revenue from product sales is recognized when control of the product is transferred, which is generally upon shipment to the customer. Revenue from services is recognized once the report is delivered to a customer, which is when the customer obtains benefit of the service.

Revenue is recorded net of discounts and sales taxes collected on behalf of governmental authorities. Customers are invoiced generally upon shipment, or upon delivery of services, and payment is typically due within 30 or 60 days. Cash received from customers in advance of product shipment or providing services is recorded as a contract liability. Our contracts with our customer generally do not include rights of return.

We have elected the practical expedient to account for shipping and handling activities that occur after the customer has obtained control as a fulfillment activity. We expense incremental costs of obtaining a contract as and when incurred if the expected amortization period is one year or less or the amount is immaterial. We exclude from the transaction price all taxes assessed by a governmental authority on revenue-producing transactions that are collected by us from a customer.

We regularly enter into contracts that include various combinations of products and services which are generally distinct and accounted for as separate performance obligations. The transaction price is allocated to each performance obligation in proportion to its standalone selling price. We determine standalone selling price using average selling prices with consideration of current market conditions. If the product or service has no history of sales or if the sales volume is not sufficient, we rely upon prices set by management, adjusted for applicable discounts.

A portion of our revenue relates to lease arrangements. Standalone lease arrangements are outside the scope of Accounting Standards Codification (ASC) 606, *Revenue Contracts with Customer* and are therefore accounted for in accordance with ASC 842, *Leases*. The total consideration in a lease arrangement is allocated between lease and non-lease components on their relative standalone selling prices. The standalone selling price is based on the price we would separately sell that promised good or service to a customer. If a standalone price is not available for a component, it is estimated using the best information available.

In determining whether a transaction should be classified as a sales-type or operating lease, the Company considered the following criteria at lease commencement: (1) whether title of the instrument transfers automatically or for a nominal fee by the end of the lease term, (2) whether the present value of the minimum lease payments equals or exceeds substantially all of the fair value of the leased instrument, (3) whether the lease term is for the major part of the remaining economic life of the leased instrument, (4) whether the lease grants the lessee an option to purchase the leased instrument that the lessee is reasonably certain to exercise, and (5) whether the underlying instrument is of such a specialized nature that it is expected to have no alternative use to the Company at the end of the lease term. If any of these criteria were met, the lease was classified as a sales-type lease. If none of these criteria are met, the lease was classified as an operating lease.

Shipping revenue is recognized when control of the product is transferred to the customer, and the related shipping and handling costs are included in the cost of revenue.

Stock-Based Compensation

Stock-based compensation expense relates to stock options with service-based vesting conditions, stock options with market-based vesting conditions, stock purchase rights under our employee stock purchase plan (ESPP), and restricted stock units (RSUs). All awards are measured at fair value on grant date and forfeitures are recognized as they occur.

We estimate the fair value of stock options with service conditions and stock purchase rights under our ESPP on the grant date using the Black-Scholes option pricing model. We use the straight-line method to allocate compensation cost to reporting periods over the requisite service period in which the awards are expected to vest.

The Black-Scholes option pricing model considers several variables and assumptions in estimating the fair value of service-based stock options and stock purchase rights under our ESPP. These variables include the per share fair value of the underlying common stock, expected term, expected volatility, risk-free interest rate and expected dividend yield over the expected term. For all service-based stock options granted, we calculate the expected term using the simplified method for “plain vanilla” stock option awards. For the expected volatility, we use the historical volatility of the stock price of our Class A common stock. The risk-free interest rate is based on the yield available on U.S. Treasury zero-coupon issues in effect at the time of grant for periods corresponding with the expected term of the options. The expected dividend yield is assumed to be zero as we have never paid dividends and have no current plans to pay dividends on our common stock.

For stock options with market-based vesting conditions, stock-based compensation expense is recognized using an accelerated attribution method based on the derived service periods and not reversed if the achievement of the market condition does not occur. The fair value of these stock options is estimated using the Monte Carlo simulation model.

We will continue to use judgment in evaluating the expected volatility, expected terms, and interest rates utilized for our stock-based compensation calculations on a prospective basis. Assumptions we used in applying the Black-Scholes option pricing model to determine the estimated fair value of our stock options granted involve inherent uncertainties and the application of significant judgment. As a result, if factors or expected outcomes change and we use significantly different assumptions or estimates, our stock-based compensation could be materially different.

Recent Accounting Pronouncements

See Note 2. Summary of Significant Accounting Policies of the Notes to Consolidated Financial Statements in Item 8. Financial Statements and Supplementary Data for additional information regarding recent accounting pronouncements, including the respective expected dates of adoption and estimated effects, if any, on our consolidated financial statements.

Item 7A. Quantitative and Qualitative Disclosures About Market Risk

Interest Rate Risk

We have exposure to interest rate risk that relates to our cash and cash equivalents and investments held in money market funds, U.S. Treasury securities, U.S. Non-Treasury securities, commercial paper, and corporate debt securities. The goals of our investment policy are liquidity and capital preservation. We believe that we do not have material exposure to changes in the fair value of these assets as a result of changes in interest rates due to the short-term nature of our cash and cash equivalents and investments.

Item 8. Financial Statements and Supplementary Data

	Page
Report of Independent Registered Public Accounting Firm (PCAOB ID 34)	99
Consolidated Balance Sheets.....	101
Consolidated Statements of Operations and Comprehensive Loss	102
Consolidated Statements of Stockholders' Equity	103
Consolidated Statements of Cash Flows	104
Notes to Consolidated Financial Statements	105

REPORT OF INDEPENDENT REGISTERED PUBLIC ACCOUNTING FIRM

To the shareholders and the Board of Directors of Seer, Inc.

Opinion on the Financial Statements

We have audited the accompanying consolidated balance sheets of Seer, Inc. and subsidiaries (the "Company") as of December 31, 2025 and 2024, the related consolidated statements of operations and comprehensive loss, stockholders' equity, and cash flows, for each of the two years in the period ended December 31, 2025, and the related notes (collectively referred to as the "financial statements"). In our opinion, the financial statements present fairly, in all material respects, the financial position of the Company as of December 31, 2025 and 2024, and the results of its operations and its cash flows for each of the two years in the period ended December 31, 2025, in conformity with accounting principles generally accepted in the United States of America.

Basis for Opinion

These financial statements are the responsibility of the Company's management. Our responsibility is to express an opinion on the Company's financial statements based on our audits. We are a public accounting firm registered with the Public Company Accounting Oversight Board (United States) (PCAOB) and are required to be independent with respect to the Company in accordance with the U.S. federal securities laws and the applicable rules and regulations of the Securities and Exchange Commission and the PCAOB.

We conducted our audits in accordance with the standards of the PCAOB. Those standards require that we plan and perform the audit to obtain reasonable assurance about whether the financial statements are free of material misstatement, whether due to error or fraud. The Company is not required to have, nor were we engaged to perform, an audit of its internal control over financial reporting. As part of our audits, we are required to obtain an understanding of internal control over financial reporting but not for the purpose of expressing an opinion on the effectiveness of the Company's internal control over financial reporting. Accordingly, we express no such opinion.

Our audits included performing procedures to assess the risks of material misstatement of the financial statements, whether due to error or fraud, and performing procedures that respond to those risks. Such procedures included examining, on a test basis, evidence regarding the amounts and disclosures in the financial statements. Our audits also included evaluating the accounting principles used and significant estimates made by management, as well as evaluating the overall presentation of the financial statements. We believe that our audits provide a reasonable basis for our opinion.

Critical Audit Matter

The critical audit matter communicated below is a matter arising from the current-period audit of the financial statements that was communicated or required to be communicated to the audit committee and that (1) relates to accounts or disclosures that are material to the financial statements and (2) involved our especially challenging, subjective, or complex judgments. The communication of critical audit matters does not alter in any way our opinion on the financial statements, taken as a whole, and we are not, by communicating the critical audit matter below, providing a separate opinion on the critical audit matter or on the accounts or disclosures to which it relates.

Revenue Recognition for Products, Services, and Related Parties - Refer to Notes 2, 5 and 11 to the Financial Statements

Critical Audit Matter Description

The Company generates revenue from sales of products and services. The Company's product, the Proteograph Product Suite, consists of an instrument with embedded software essential to the instrument's functionality and consumables. The Company's service revenue primarily consists of revenue received from the generation and analysis of proteomic data. The Company recognizes revenue when control of the products and services are transferred to its customers in an amount that reflects the consideration it expects to be entitled to receive from its customers in exchange for those products and services.

The Company regularly enters into contracts that include multiple performance obligations requiring management to evaluate whether these multiple performance obligations are capable of being distinct and accounted for as separate performance obligations.

We identified the evaluation of performance obligations as a critical audit matter because of the significant judgment management makes in evaluating distinct performance obligations and the impact of such judgment on the amount of revenue recognized in a particular period. This required a high degree of auditor judgment and an increased extent of testing.

How the Critical Audit Matter Was Addressed in the Audit

Our audit procedures related to the Company's identification and evaluation of performance obligations included the following, among others:

- o We evaluated the reasonableness of the Company's significant accounting policies related to revenue recognition for compliance with Accounting Standards Codification (ASC) 606, *Revenue from Contracts with Customers*.
- o We selected a sample of recorded products and services revenue transactions and performed the following procedures:
 - Obtained and read customer source documents such as contracts, and/or amendments, to evaluate if management has appropriately identified and considered performance obligations.
 - Evaluated management's application of the Company's accounting policy and tested revenue recognition for the identified performance obligations by comparing management's conclusions to the underlying source documents.

/s/ Deloitte & Touche LLP

San Francisco, California
March 2, 2026

We have served as the Company's auditor since 2018.

SEER, INC.
Consolidated Balance Sheets
(in thousands, except share and per share amounts)

	December 31,	
	2025	2024
ASSETS		
Current assets:		
Cash and cash equivalents	\$ 47,285	\$ 40,753
Short-term investments	138,612	195,657
Accounts receivable, net	4,282	3,997
Related party receivables	300	379
Other receivables	1,370	1,853
Inventory	7,795	7,436
Prepaid expenses and other current assets	1,890	3,248
Total current assets	201,534	253,323
Long-term investments	54,686	63,103
Operating lease right-of-use assets	20,488	22,791
Property and equipment, net	14,754	18,575
Restricted cash	524	524
Other assets	4,097	8,281
Total assets	\$ 296,083	\$ 366,597
LIABILITIES AND STOCKHOLDERS' EQUITY		
Current liabilities:		
Accounts payable	\$ 5,611	\$ 4,621
Accrued expenses	7,135	7,937
Deferred revenue	341	408
Operating lease liabilities, current	2,575	2,312
Other current liabilities	29	50
Total current liabilities	15,691	15,328
Operating lease liabilities, net of current portion	21,077	23,652
Other noncurrent liabilities	8	48
Total liabilities	36,776	39,028
Commitments and contingencies (Note 10)		
Stockholders' equity:		
Preferred stock, \$0.00001 par value; 5,000,000 shares authorized as of December 31, 2025 and 2024; zero shares issued and outstanding as of December 31, 2025 and 2024	—	—
Class A common stock, \$0.00001 par value; 94,000,000 shares authorized as of December 31, 2025 and 2024; 56,219,599 and 55,083,123 shares issued and outstanding as of December 31, 2025 and 2024, respectively	1	1
Class B common stock, \$0.00001 par value; 134,268 and 6,000,000 shares authorized as of December 31, 2025 and 2024, respectively; zero and 4,044,969 shares issued and outstanding as of December 31, 2025 and 2024, respectively	—	—
Additional paid-in capital	724,819	719,804
Accumulated other comprehensive gain	459	136
Accumulated deficit	(465,972)	(392,372)
Total stockholders' equity	259,307	327,569
Total liabilities and stockholders' equity	\$ 296,083	\$ 366,597

The accompanying notes are an integral part of these consolidated financial statements.

SEER, INC.
Consolidated Statements of Operations and Comprehensive Loss
(in thousands, except share and per share amounts)

	Year Ended December 31,	
	2025	2024
Revenue:		
Product	\$ 11,207	\$ 8,695
Service	4,151	2,960
Related party	761	2,292
Other	459	223
Total revenue	<u>16,578</u>	<u>14,170</u>
Cost of revenue:		
Product	5,336	4,402
Service	1,531	1,465
Related party	224	712
Other	1,022	536
Total cost of revenue	<u>8,113</u>	<u>7,115</u>
Gross profit	<u>8,465</u>	<u>7,055</u>
Operating expenses:		
Research and development	43,874	50,585
Selling, general and administrative	42,583	56,571
Total operating expenses	<u>86,457</u>	<u>107,156</u>
Loss from operations	(77,992)	(100,101)
Other income (expense):		
Interest income	11,522	16,666
Loss on equity method investment	(5,919)	(2,649)
Other expense	(1,010)	(417)
Total other income	<u>4,593</u>	<u>13,600</u>
Loss before provision for income taxes	(73,399)	(86,501)
Provision for income taxes	201	98
Net loss	<u>\$ (73,600)</u>	<u>\$ (86,599)</u>
Other comprehensive loss:		
Unrealized gain on available-for-sale securities	323	328
Comprehensive loss	<u>\$ (73,277)</u>	<u>\$ (86,271)</u>
Net loss per share attributable to Class A and Class B common stockholders, basic and diluted	<u>\$ (1.28)</u>	<u>\$ (1.39)</u>
Weighted-average shares used in computing net loss per share attributable to Class A and Class B common stockholders, basic and diluted	<u>57,447,580</u>	<u>62,348,012</u>

The accompanying notes are an integral part of these consolidated financial statements.

SEER, INC.
Consolidated Statements of Stockholders' Equity
(in thousands, except share amounts)

	Class A and Class B Common Stock		Additional Paid- in Capital	Accumulated Deficit	Accumulated Other Comprehensive Gain (Loss)	Total
	Shares	Amount				
Balance at December 31, 2023	64,298,676	\$ 1	\$ 702,868	\$ (305,773)	\$ (192)	\$ 396,904
Issuance of Class A common stock from exercise of options and release of restricted stock units	1,085,291	—	—	—	—	—
Vesting of early exercised stock options and restricted common stock	—	—	4	—	—	4
Issuance of Class A common stock in connection with employee stock purchase plan	214,227	—	321	—	—	321
Repurchases of Class A common stock under share repurchase program	(6,470,102)	—	(11,816)	—	—	(11,816)
Stock-based compensation	—	—	28,427	—	—	28,427
Other comprehensive gain	—	—	—	—	328	328
Net loss	—	—	—	(86,599)	—	(86,599)
Balance at December 31, 2024	59,128,092	1	719,804	(392,372)	136	327,569
Issuance of Class A common stock from exercise of options and release of restricted stock units, net of shares settled for tax withholding	2,124,651	—	(771)	—	—	(771)
Issuance of Class A common stock in connection with employee stock purchase plan	231,665	—	402	—	—	402
Repurchases of Class A common stock under share repurchase program	(5,264,809)	—	(10,199)	—	—	(10,199)
Stock-based compensation	—	—	15,583	—	—	15,583
Other comprehensive gain	—	—	—	—	323	323
Net loss	—	—	—	(73,600)	—	(73,600)
Balance at December 31, 2025	56,219,599	1	\$ 724,819	\$ (465,972)	\$ 459	\$ 259,307

The accompanying notes are an integral part of these consolidated financial statements.

SEER, INC.
Consolidated Statements of Cash Flows
(in thousands)

	<u>Year Ended December 31,</u>	
	<u>2025</u>	<u>2024</u>
OPERATING ACTIVITIES		
Net loss	\$ (73,600)	\$ (86,599)
Adjustments to reconcile net loss to net cash used in operating activities:		
Stock-based compensation	15,414	28,207
Depreciation and amortization	6,104	6,176
Loss on disposal of property and equipment	1,014	279
Net amortization of premium on available-for-sale securities	1,141	3,053
Provision for inventory excess and obsolescence	148	179
Non-cash operating lease expense	(9)	91
Loss on equity method investment	5,919	2,649
Changes in operating assets and liabilities:		
Accounts receivable, net	277	487
Prepaid expenses and other assets	1,570	(92)
Inventory	(2,901)	(2,668)
Accounts payable	1,062	3,355
Deferred revenue	(67)	202
Accrued liabilities and other liabilities	(520)	(1,428)
Net cash used in operating activities	<u>(44,448)</u>	<u>(46,109)</u>
INVESTING ACTIVITIES		
Purchases of property and equipment	(1,797)	(3,584)
Proceeds from disposal of property and equipment	646	343
Purchases of available-for-sale securities	(173,170)	(262,926)
Proceeds from maturities of available-for-sale securities	237,814	342,025
Purchase of equity security	(1,945)	(10,000)
Net cash provided by investing activities	<u>61,548</u>	<u>65,858</u>
FINANCING ACTIVITIES		
Proceeds from exercise of Class A common stock options	56	—
Repurchases of Class A common stock under share repurchase program	(10,199)	(11,816)
Taxes paid related to net settlement of restricted stock units	(827)	—
Proceeds from issuance of Class A common stock in connection with employee stock purchase plan	402	321
Net cash used in financing activities	<u>(10,568)</u>	<u>(11,495)</u>
Net increase in cash, cash equivalents and restricted cash	6,532	8,254
Cash, cash equivalents and restricted cash, beginning of period	41,277	33,023
Cash, cash equivalents and restricted cash, end of period	<u>\$ 47,809</u>	<u>\$ 41,277</u>
SUPPLEMENTAL DISCLOSURE OF CASH FLOW INFORMATION		
Cash paid for income taxes	<u>\$ 182</u>	<u>\$ 154</u>
SUPPLEMENTAL DISCLOSURE OF NON-CASH ACTIVITIES		
Capitalized stock-based compensation related to internal-use software development	<u>\$ 169</u>	<u>\$ 220</u>
Property and equipment purchases included in accounts payable and accrued expenses	<u>\$ 131</u>	<u>\$ 248</u>
Inventory transferred to property and equipment	<u>\$ 2,456</u>	<u>\$ 242</u>
Property and equipment transferred to inventory	<u>\$ 62</u>	<u>\$ 699</u>

The accompanying notes are an integral part of these consolidated financial statements.

SEER, INC.
Notes to Consolidated Financial Statements

1. ORGANIZATION AND DESCRIPTION OF THE BUSINESS

Seer, Inc. (the Company) was incorporated in Delaware on March 16, 2017, and is headquartered in Redwood City, California. The Company is a life sciences company focused on capturing deep molecular insights from the proteome to enable novel insights and breakthroughs in the understanding of biology and disease.

Liquidity

As of December 31, 2025, the Company has incurred significant losses and has had negative cash flows from operations. As of December 31, 2025, the Company had cash and cash equivalents and investments of \$240.6 million and an accumulated deficit of \$466.0 million. Management expects to continue to incur significant expenses for the foreseeable future and to incur operating losses in the near term while the Company makes investments to support its anticipated growth. The Company believes that its cash and cash equivalents and investments as of December 31, 2025 provide sufficient capital resources to continue its operations for at least twelve months from the issuance date of the accompanying consolidated financial statements.

2. SUMMARY OF SIGNIFICANT ACCOUNTING POLICIES

Basis of Presentation and Principles of Consolidation

The consolidated financial statements have been prepared in accordance with accounting principles generally accepted in the United States of America (U.S. GAAP). The consolidated financial statements include the accounts of Seer, Inc. and its wholly-owned subsidiaries. All intercompany transactions and balances have been eliminated.

Use of Estimates

The preparation of consolidated financial statements in conformity with U.S. GAAP requires management to make estimates and assumptions that affect the reported amounts of assets, liabilities, and the disclosure of contingent assets and liabilities at the date of the consolidated financial statements and the reported amounts of expenses during the reporting period. On an ongoing basis, the Company evaluates its estimates and assumptions, including, but not limited to, those related to the determination of standalone selling price for revenue recognition, stock-based compensation, allowance for credit losses, inventory valuation, operating lease right-of-use assets and liabilities, useful lives and valuation of property and equipment, capitalization and useful life of capitalized internal-use software, income tax uncertainties, and tax valuation allowances.

Management bases its estimates on historical experience and on various other assumptions that are believed to be reasonable under the circumstances, the results of which form the basis for making judgments about the carrying values of assets and liabilities that are not readily apparent from other sources. Actual results may differ materially from those estimates.

Concentration of Credit Risk and Other Risks and Uncertainties

Financial instruments that potentially subject the Company to significant concentrations of credit risk consist primarily of cash, cash equivalents, restricted cash, accounts receivable, and investments. The Company maintains bank deposits in federally insured financial institutions, and these deposits may exceed federally insured limits. The Company is exposed to credit risk in the event of default by the financial institutions holding its cash and cash equivalents and issuers of investments to the extent account balances exceed the amount insured by the Federal Deposit Insurance Corporation.

SEER, INC.
Notes to Consolidated Financial Statements

In fiscal years 2025 and 2024, the Company recognized revenue from a related party that represented 5% and 17%, respectively, of the Company's total revenue.

In fiscal years 2025 and 2024, 40% and 33%, respectively, of the total revenue was generated outside of the United States, primarily from countries in Asia and Europe.

As of December 31, 2025, there were three customers, which represented 13%, 11%, and 10% of the total accounts receivable balance. As of December 31, 2024, no single customer accounted for 10% or more of the total accounts receivable balance, including related party receivables.

Equity Method Investments

The Company utilizes the equity method to account for investments when it possesses the ability to exercise significant influence, but not control, over the operating and financial decisions of the investee.

In applying the equity method, the Company records the investment at cost and subsequently increases or decreases the carrying amount of the investment by its proportionate share of the net earnings or losses and other comprehensive income of the investee based on its percentage of common stock ownership during the respective reporting period. Payments to investees such as additional investments and payments from investees such as dividends are recorded as adjustments to the carrying value of the investment. In the event that net losses of the investee reduce the carrying amount to zero, no additional net losses are recorded unless the Company makes additional investment in the investee, has guaranteed obligations of the investee, or is otherwise committed to provide further financial support for the investee.

As of December 31, 2025, the Company has an equity method investment in PrognomiQ. Refer to Note 11 for additional information.

Cash, Cash Equivalents and Restricted Cash

The Company considers all highly liquid investments with an original maturity of three months or less at the date of purchase to be cash equivalents. Cash equivalents consist primarily of amounts invested in money market funds, U.S. Treasury securities, U.S. Non-Treasury securities, commercial paper, and corporate debt securities and are stated at fair value.

Restricted cash represents cash held by a financial institution as security for a letter of credit issued to the lessor for one of the Company's operating leases and is classified as noncurrent.

The following table provides a reconciliation of cash, cash equivalents, and restricted cash reported within the consolidated balance sheets that sum to the total of the same amounts shown in the consolidated statements of cash flows (in thousands):

	December 31,	
	2025	2024
Cash and cash equivalents	\$ 47,285	\$ 40,753
Restricted cash	524	524
Total cash, cash equivalents and restricted cash	\$ 47,809	\$ 41,277

SEER, INC.
Notes to Consolidated Financial Statements

Investments

The Company has designated all investments, which include U.S. Treasury securities, U.S. Non-Treasury securities, commercial paper, and corporate debt securities as available-for-sale, and therefore, such investments are reported at fair value, with unrealized gains and losses excluded from earnings and reported as a component of other comprehensive loss. The cost of available-for-sale securities is adjusted for the amortization of premiums and accretion of discounts to expected maturity. Such amortization and accretion are included in other income (expense) on the consolidated statements of operations and comprehensive loss. Realized gains and losses and interest income on available-for-sale securities are also included in other income (expense). The cost of securities sold is based on the specific identification method. The Company determines the appropriate classification of its investments in debt securities at the time of purchase and reevaluates such designation at each balance sheet date. As of December 31, 2025, the Company classifies its available-for-sale securities as short-term investments or long-term investments based on the remaining contractual maturity of the securities.

All of the Company's investments are subject to a periodic impairment review. The Company recognizes an impairment charge when a decline in the fair value of its investments below the cost basis is judged to be other than temporary. Factors considered in determining whether a loss is temporary include the length of time and extent to which an investment's fair value has been less than its cost basis, the financial condition and near-term prospects of the investee, extent of the loss related to credit of the issuer, the expected cash flows from the security, the Company's intent to sell the security and whether or not the Company will be required to sell the security before the recovery of its amortized cost. During the year ended December 31, 2025, the Company did not recognize any impairment charges on its investments.

Any unrealized losses on available-for-sale debt securities that are attributed to credit risk are recorded to the consolidated statements of operations and comprehensive loss through an allowance for credit losses.

Investment in Equity Security

Equity investments without readily determinable fair values are non-marketable equity securities. These are investments in certain equity securities of privately-held companies that do not provide the Company the ability to exercise significant influence. Such investments are accounted for under the measurement alternative in accordance with Accounting Standards Codification (ASC) 321, *Investments - Equity Securities*. Under the measurement alternative, equity investment is accounted for at cost, adjusted for impairment and changes resulting from observable price fluctuations in orderly transactions for the identical or a similar investment of the same issuer. The election is reassessed each reporting period to determine whether investment under the measurement alternative has readily determinable fair values, in which case it would no longer be eligible for this election.

At each reporting period, the Company makes a qualitative assessment considering impairment indicators to evaluate whether the investment is impaired. If a qualitative assessment indicates the investment is impaired, the Company estimates the investment's fair value in accordance with ASC 820, *Fair Value Measurement*. If the fair value is less than the investment's carrying value, an impairment charge is recorded in the consolidated statements of operations and comprehensive loss equal to the difference between the carrying value and fair value.

SEER, INC.
Notes to Consolidated Financial Statements

Accounts Receivable, Net

Accounts receivable consist of amounts due from customers for the sales of products and services, net of any allowance for credit losses. The Company's expected loss allowance methodology for receivables is developed using its historical collection experience, current and future economic market conditions and a review of the current aging status and financial condition of its customers. Balances are written off when they are ultimately determined to be uncollectible. As of December 31, 2025 and 2024, the allowance for credit losses related to accounts receivable was \$0.1 million.

Inventory

Inventory is recorded at the lower of cost or net realizable value using standard cost, which approximates actual cost on a first-in, first-out basis. Provisions for slow-moving, excess or obsolete inventories are recorded when required to reduce inventory values to their estimated net realizable values based on product expiration, development plans, or quality issues. The Company writes down specifically identified unusable, obsolete, slow-moving or known unsalable inventory in the period that it is first recognized by using a number of factors, including product expiration dates, open and unfulfilled orders and sales forecasts. Any write-down of its inventory to net realizable value establishes a new cost basis and will be maintained even if certain circumstances suggest that the inventory is recoverable in subsequent periods. Costs associated with the write-down of inventory are recorded to cost of revenue on the Company's consolidated statements of operations and comprehensive loss.

Property and Equipment

Property and equipment are recorded at cost less accumulated depreciation and amortization. Depreciation is recorded using the straight-line method over the estimated useful lives of the assets. Estimated useful lives are as follows: laboratory equipment and furniture and fixtures - five years, and computer equipment and software - three years. Leasehold improvements are capitalized and amortized over the shorter of the lease term or the estimated useful life of the related asset. Major replacements and improvements are capitalized, while general repairs and maintenance are expensed as incurred. When assets are retired or otherwise disposed of, the cost and related accumulated depreciation and amortization are removed from the consolidated balance sheet and any resulting gain or loss is included as a part of other expense within the consolidated statements of operations and comprehensive loss.

The Company capitalizes certain internal and external costs incurred to develop internal-use software. The costs incurred in the preliminary stages of development are expensed as incurred. Once an application has reached the development stage, costs incurred are capitalized. Capitalized costs include external consulting fees, payroll and payroll-related costs and stock-based compensation for employees who are directly associated with, and who devote time to, the Company's internal-use software project. Maintenance and enhancement costs, including those costs in the post-implementation stages, are typically expensed as incurred, unless such costs relate to substantial upgrades and enhancements to the software that result in added functionality, in which case the costs are capitalized. The Company amortizes capitalized internal-use software costs using the straight-line method over the estimated useful life of three years. Amortization of capitalized internal-use software is recorded in cost of revenue in the consolidated statements of operations and comprehensive loss.

SEER, INC.
Notes to Consolidated Financial Statements

Impairment of Long-Lived Assets

The Company evaluates the carrying amount of its long-lived assets whenever events or changes in circumstances indicate that the assets may not be recoverable. If indicators of impairment exist and the undiscounted future net cash flows expected to be generated by such assets are less than the carrying amount of the asset, an impairment loss is recorded to write the asset down to its estimated fair value based on a discounted future cash flow approach or quoted market values. There have been no such impairment losses for the periods presented.

Leases

The Company determines if an arrangement is or contains a lease at contract inception and classifies each lease as operating, sales-type or finance lease.

Operating lease right-of-use (ROU) assets represent the Company's right to use an underlying asset for the lease term and lease liabilities represent the Company's obligation to make lease payments arising from the lease. Operating lease ROU assets and liabilities are recognized based on the present value of lease payments over the lease term at the commencement date of the lease. ROU assets also include any initial direct costs incurred and any lease payments made at or before the lease commencement date, less any lease incentive received. The Company uses its incremental borrowing rate in determining the present value of lease payments based on the information available at the date of lease commencement. The incremental borrowing rate reflects the rate of interest that a lessee would have to pay to borrow, on a collateralized basis over a similar term, an amount equal to the lease payments in a similar economic environment. Lease expense for an operating lease is recognized on a straight-line basis over the lease term.

The Company elected to not separate non-lease components from the associated lease components and to not recognize ROU assets and lease liabilities for leases with a term of twelve months or less. Variable lease payments are primarily related to common area maintenance, and are recognized as lease costs when incurred.

Revenue Recognition

The Company generates revenue primarily from sales of products and services. The Company's product, the Proteograph Product Suite, consists of an instrument with embedded software essential to the instrument's functionality and consumables. The service revenue primarily consists of revenue received from the generation and analysis of proteomic data on behalf of customers.

The Company recognizes revenue when control of the products and services is transferred to its customers in an amount that reflects the consideration it expects to be entitled to receive from its customers in exchange for those products and services. This process involves identifying the contract with a customer, determining the performance obligations in the contract, determining the transaction price, allocating the transaction price to the distinct performance obligations in the contract, and recognizing revenue when the performance obligations have been satisfied. A performance obligation is considered distinct from other obligations in a contract when it provides a benefit to the customer either on its own or together with other resources that are readily available to the customer and is distinct within the context of the contract. The Company considers a performance obligation satisfied once it has transferred control of a good or service to the customer, meaning the customer has the ability to direct the use and obtain substantially all the economic benefits from the good or service.

SEER, INC.
Notes to Consolidated Financial Statements

Revenue from product sales is recognized when control of the product is transferred, which is generally upon shipment to the customer. Revenue from services is recognized once the report is delivered to a customer, which is when the customer obtains the benefit of the service.

Revenue is recorded net of discounts and sales taxes collected on behalf of governmental authorities. Customers are invoiced generally upon shipment, or upon delivery of services, and payment is typically due within 30 or 60 days. Cash received from customers in advance of product shipment or providing services is recorded as a contract liability. The Company's contracts with its customers generally do not include rights of return.

The Company elected the practical expedient to account for shipping and handling activities that occur after the customer has obtained control as a fulfillment activity and not a separate performance obligation. The Company expenses incremental costs of obtaining a contract as and when incurred if the expected amortization period is one year or less or the amount is immaterial. The Company excludes from the transaction price all taxes assessed by a governmental authority on revenue-producing transactions that are collected by the Company from a customer.

The Company regularly enters into contracts that include various combinations of products and services, which are generally distinct and accounted for as separate performance obligations. The transaction price is allocated to each performance obligation in proportion to its standalone selling price. The Company determines the standalone selling price using average selling prices with consideration of current market conditions. If the product or service has no history of sales or if the sales volume is not sufficient, the Company relies upon prices set by management, adjusted for applicable discounts.

Other Revenue

A portion of the Company's revenue relates to lease arrangements. Standalone lease arrangements are outside the scope of ASC 606, *Revenue From Contracts With Customers*, and are therefore accounted for in accordance with ASC 842, *Leases*. The total consideration in a lease arrangement is allocated between lease and non-lease components on their relative standalone selling prices. The standalone selling price is based on the price the Company would separately sell that promised good or service to a customer. If a standalone price is not available for a component, it is estimated using the best information available.

In determining whether a transaction should be classified as a sales-type or operating lease, the Company considered the following criteria at lease commencement: (1) whether title of the instrument transfers automatically or for a nominal fee by the end of the lease term, (2) whether the present value of the minimum lease payments equals or exceeds substantially all of the fair value of the leased instrument, (3) whether the lease term is for the major part of the remaining economic life of the leased instrument, (4) whether the lease grants the lessee an option to purchase the leased instrument that the lessee is reasonably certain to exercise, and (5) whether the underlying instrument is of such a specialized nature that it is expected to have no alternative use to the Company at the end of the lease term. If any of these criteria were met, the lease was classified as a sales-type lease. If none of these criteria are met the lease was classified as an operating lease.

Shipping revenue is recognized when control of the product is transferred to the customer. The related shipping and handling costs are included in the cost of revenue.

SEER, INC.
Notes to Consolidated Financial Statements

Cost of Revenue

The Company utilizes third-party manufacturers for production of SP100 and SP200 instruments and it manufactures the nanoparticles and assembles the assay kits internally. Cost of revenue consists primarily of costs of the components of the Proteograph Product Suite, including the instruments and consumables, cost of services related to the generation and analysis of proteomic data on behalf of customers, and distribution-related expenses such as logistics and shipping costs. In addition, cost of revenue includes employee compensation, such as stock-based compensation and employee benefits, amortization of capitalized internal-use software, allocated overhead, including depreciation, and charges related to inventory reserves.

Research and Development Expenses

Research and development expenses include costs associated with research and development of the Company's technology and product candidates. Research and development expenses primarily consist of employee compensation, including stock-based compensation and employee benefits, laboratory supplies used for in-house research, consulting costs, and allocated costs, including rent, depreciation, information technology and utilities.

Selling, General and Administrative Expenses

Selling, general and administrative expenses primarily consist of employee compensation, including stock-based compensation, and benefits for executive management, sales and marketing, finance, administrative, human resources, legal functions, allocated costs, professional service fees and other general overhead costs to support the Company's operations.

Stock-Based Compensation

Stock-based compensation expense relates to stock options with service-based vesting conditions, stock options with market-based vesting conditions, stock purchase rights under the employee stock purchase plan (ESPP), and restricted stock units (RSUs). All awards are measured at fair value on grant date and forfeitures are recognized as they occur.

The fair value of stock options with service conditions and stock purchase rights under our ESPP on the grant date is determined using the Black-Scholes option pricing model. The fair value of the awards is recognized as expense on a straight-line basis over the requisite service period in which the awards are expected to vest.

The Black-Scholes option pricing model considers several variables and assumptions in estimating the fair value of service-based stock options and stock purchase rights under the ESPP. These variables include the per share fair value of the underlying common stock, expected term, expected volatility, risk-free interest rate and expected dividend yield over the expected term. For all service-based stock options granted, the Company calculates the expected term using the simplified method for "plain vanilla" stock option awards. For the expected volatility, the Company uses the historical volatility of the stock price of its Class A common stock. The risk-free interest rate is based on the yield available on U.S. Treasury zero-coupon issues in effect at the time of grant for periods corresponding with the expected term of the options. The expected dividend yield is assumed to be zero as the Company has never paid dividends and has no current plans to pay dividends on its common stock.

For stock options with market-based vesting conditions, stock-based compensation expense is recognized using an accelerated attribution method based on the derived service periods and not reversed if the achievement of the market condition does not occur. The fair value of these stock options is estimated using the Monte Carlo simulation model.

SEER, INC.
Notes to Consolidated Financial Statements

The fair value of RSUs is the fair value of the underlying stock at the measurement date.

Repurchases of Class A Common Stock

On May 3, 2024, the Company's Board of Directors approved a share repurchase program (the Share Repurchase Program) under which the Company is authorized to purchase (in the aggregate) up to \$25.0 million of its issued and outstanding Class A common stock. Under the Share Repurchase Program, shares may be repurchased from time to time in open market transactions at prevailing market prices (including through Rule 10b5-1 plans), privately negotiated transactions, a combination thereof, or through other transactions. The actual timing, number, manner, and value of shares repurchased under the Share Repurchase Program will depend on the market price of its common stock, trading volume, general market conditions and other corporate and economic considerations. The Share Repurchase Program does not obligate the Company to repurchase any specific number of shares and may be modified, suspended or terminated at any time.

The Company records the share repurchase at cost based on the settlement date of the transaction. The shares repurchased are retired immediately and included in the category of authorized but unissued shares. The par value of the shares retired is charged against Class A common stock and the remaining purchase price is charged to additional paid-in capital. The total cost of the broker commissions is charged directly to additional paid-in capital.

Income Taxes

The Company accounts for income taxes using the asset and liability method. The Company recognizes deferred tax assets and liabilities for the expected future tax consequences of events that have been included in the consolidated financial statements or tax returns. Deferred tax assets and liabilities are determined based on the difference between the financial statement and tax basis of assets and liabilities using enacted tax rates in effect for the year in which the differences are expected to reverse.

A valuation allowance is recorded for deferred tax assets if it is more likely than not that some portion or all of the deferred tax assets will not be realized. In evaluating the ability to recover its deferred income tax assets, the Company considers all available positive and negative evidence, including its operating results, ongoing tax planning, and forecasts of future taxable income on a jurisdiction-by-jurisdiction basis. In the event the Company determines that it would be able to realize its deferred income tax assets in the future in excess of their net recorded amount, it would make an adjustment to the valuation allowance that would reduce the provision for income taxes. Conversely, in the event that all or part of the net deferred tax assets are determined not to be realizable in the future, an adjustment to the valuation allowance would increase the provision for income taxes in the period when such determination is made.

The Company records uncertain tax positions in accordance with ASC 740, *Income Taxes* on the basis of a two-step process in which (1) we determine whether it is more likely than not that the tax positions will be sustained on the basis of the technical merits of the position and (2) for those tax positions that meet the more-likely-than-not recognition threshold, we recognize the largest amount of tax liability that is more likely than 50 percent to be realized. Interest and penalties related to unrecognized tax benefits are included within the provision for income tax. For the years ended December 31, 2025 and 2024, there were no interest and penalties.

SEER, INC.
Notes to Consolidated Financial Statements

Net Loss Per Share Attributable to Common Stockholders

Net loss per share of common stock is computed using the two-class method required for multiple classes of common stock and participating securities based upon their respective rights to receive dividends as if all income for the period has been distributed. The rights, including the liquidation and dividend rights and sharing of losses, of the Class A and Class B common stock are identical, other than voting rights. As the liquidation and dividend rights and sharing of losses are identical, the undistributed earnings are allocated on a proportionate basis and the resulting net loss per share attributable to common stockholders is therefore the same for Class A and Class B common stock on an individual or combined basis.

Basic net loss per share attributable to common stockholders is calculated by dividing the net loss attributable to common stockholders by the weighted-average number of shares of common stock outstanding during the period.

Diluted net loss per share is computed by giving effect to all potentially dilutive securities outstanding for the period using the treasury stock method or the if-converted method based on the nature of such securities. For periods in which the Company reports net losses, diluted net loss per common share attributable to common stockholders is the same as basic net loss per common share attributable to common stockholders, because potentially dilutive common shares are not assumed to have been issued if their effect is anti-dilutive.

Commitments and Contingencies

Liabilities for loss contingencies arising from claims, assessments, litigation, fines, penalties, and other sources are recorded when it is probable that a liability has been incurred and the amount can be reasonably estimated. Legal costs incurred in connection with loss contingencies are expensed as incurred.

Fair Value Measurement

Fair value is defined as the exchange price that would be received for an asset or paid to transfer a liability, or an exit price, in the principal or most advantageous market for that asset or liability in an orderly transaction between market participants on the measurement date. Fair value measurement establishes a fair value hierarchy that requires an entity to maximize the use of observable inputs, where available, and minimize the use of unobservable inputs when measuring fair value.

The Company determined the fair value of financial assets and liabilities using the fair value hierarchy that describes three levels of inputs that may be used to measure fair value, as follows:

Level 1 - Quoted prices in active markets for identical assets and liabilities;

Level 2 - Inputs other than Level 1 that are observable, either directly or indirectly, such as quoted prices for similar assets or liabilities, quoted prices in markets that are not active, or other inputs that are observable or can be corroborated by observable market data for substantially the full term of the assets or liabilities; and

Level 3 - Unobservable inputs that are supported by little or no market activity and that are significant to the fair value of the assets or liabilities.

SEER, INC.
Notes to Consolidated Financial Statements

To the extent that the valuation is based on models or inputs that are less observable or unobservable in the market, the determination of fair value requires more judgment. Accordingly, the degree of judgment exercised by the Company in determining fair value is greatest for instruments categorized in Level 3. A financial instrument's level within the fair value hierarchy is based on the lowest level of any input that is significant to the fair value measurement.

Recently Adopted Accounting Pronouncements

In December 2023, the FASB issued ASU No. 2023-09, *Improvements to Income Tax Disclosures* (ASU 2023-09), which requires that an entity disclose specific categories in the effective tax rate reconciliation as well as provide additional information for reconciling items that meet a quantitative threshold. Further, the ASU requires certain disclosures of state versus federal income tax expense and taxes paid. The requirements of the ASU are effective for annual periods beginning after December 15, 2024, with early adoption permitted. The Company adopted ASU 2023-09 effective January 1, 2025, on a prospective basis and did not have a material impact on the consolidated financial statements. Refer to Note 13 for further information.

On July 4, 2025, the One Big Beautiful Bill Act (OBBBA) was enacted. The OBBBA makes permanent key elements of the Tax Cuts and Jobs Act of 2017, including 100% bonus depreciation and immediate deduction of domestic research and development costs, among other tax changes. The new legislation has multiple effective dates, with certain provisions effective in 2025 and others in the future. The Company evaluated the potential impact of the OBBBA legislation on its financial position, results of operations and cash flows. However, due to the Company's valuation allowance position on its deferred tax assets, the OBBBA did not have a material impact on the Company's effective tax rate or cash flow in the current fiscal year.

Recently Issued Accounting Pronouncements Not Yet Adopted

In November 2024, the FASB issued ASU No. 2024-03, *Income statement - Reporting Comprehensive Income - Expense Disaggregation Disclosures (Subtopic 220-40)*, which requires public business entities to disclose in the notes to the financial statements, among other things, specific information about certain costs and expenses including purchases of inventory, employee compensation, and depreciation and amortization expense for each caption on the income statement where such expenses are included. The update is effective for annual reporting periods beginning after December 15, 2026, and interim reporting periods beginning after December 15, 2027. Early adoption is permitted, and the amendments may be applied prospectively to reporting periods after the effective date or retrospectively to all periods presented in the financial statements. The Company is currently evaluating the impact the new accounting standard will have on its expense disclosures in the notes to the consolidated financial statements and related disclosures.

In July 2025, the FASB issued ASU No. 2025-05, *Financial Instruments - Credit Losses (Topic 326): Measurement of Credit Losses for Accounts Receivable and Contract Assets*, which provides a practical expedient to measure credit losses on current accounts receivable and current contract assets that arise from transactions accounted for under Topic 606. The practical expedient assumes that current conditions as of the balance sheet date do not change for the remaining life of the asset when developing reasonable and supportable forecasts as part of estimating expected credit losses. The update is effective for annual reporting periods beginning after December 15, 2025, and interim reporting periods within those annual reporting periods, on a prospective basis, with early adoption permitted. The Company is currently in the process of evaluating the impact of this pronouncement on its consolidated financial statements and related disclosures.

SEER, INC.
Notes to Consolidated Financial Statements

In September 2025, the FASB issued ASU 2025-06, *Intangibles—Goodwill and Other—Internal-Use Software (Subtopic 350-40): Targeted Improvements to the Accounting for Internal-Use Software*, which replaces the current stage-based capitalization model with a principles-based approach. Under the new guidance, costs are capitalized once management authorizes and commits to funding the software project, it is probable that the project will be completed and the software will be used to perform the function intended. The update is effective for annual periods beginning after December 15, 2027, with early adoption permitted as of the beginning of an annual period. The Company is currently in the process of evaluating the impact of this pronouncement on its consolidated financial statements and related disclosures.

The Company continues to monitor new accounting pronouncements issued by the FASB and does not believe any accounting pronouncements issued through the date of this report will have a material impact on the Company's consolidated financial statements.

3. FAIR VALUE MEASUREMENTS AND FAIR VALUE OF FINANCIAL INSTRUMENTS

The following tables set forth the fair value of the Company's financial assets that were measured at fair value on a recurring basis by level within the fair value hierarchy (in thousands):

	December 31, 2025			
	Level 1	Level 2	Level 3	Total
Assets:				
Cash equivalents:				
Money market funds	\$ 41,832	\$ —	\$ —	\$ 41,832
Commercial paper	—	2,978	—	2,978
Total cash equivalents	41,832	2,978	—	44,810
Investments:				
U.S. Treasury securities	—	90,762	—	90,762
U.S. Non-Treasury securities	—	2,374	—	2,374
Commercial paper	—	13,563	—	13,563
Corporate debt securities	—	86,599	—	86,599
Total investments	—	193,298	—	193,298
Total assets measured at fair value	<u>\$ 41,832</u>	<u>\$ 196,276</u>	<u>\$ —</u>	<u>\$ 238,108</u>

	December 31, 2024			
	Level 1	Level 2	Level 3	Total
Assets:				
Cash equivalents:				
Money market funds	\$ 36,097	\$ —	\$ —	\$ 36,097
Commercial paper	—	4,191	—	4,191
Total cash equivalents	36,097	4,191	—	40,288
Investments:				
U.S. Treasury securities	—	150,116	—	150,116
Commercial paper	—	12,239	—	12,239
Corporate debt securities	—	96,405	—	96,405
Total investments	—	258,760	—	258,760
Total assets measured at fair value	<u>\$ 36,097</u>	<u>\$ 262,951</u>	<u>\$ —</u>	<u>\$ 299,048</u>

SEER, INC.
Notes to Consolidated Financial Statements

There were no financial liabilities measured at fair value. The Company classifies money market funds within Level 1 of the fair value hierarchy because they are valued using quoted market prices. The Company classifies its investments in U.S. Treasury securities (Treasury bills, Treasury notes, and Treasury bonds), U.S. Non-Treasury securities (government agency debt), commercial paper, and corporate debt securities as Level 2 instruments and obtains fair value from an independent pricing service, which may use quoted market prices for identical or comparable instruments or model-driven valuations using observable market data or inputs corroborated by observable market data.

The carrying amount of the Company's accounts receivable, other receivables, prepaid expenses and other current assets, accounts payable and accrued expenses approximate fair value due to their short maturities.

The following is a summary of the Company's cash equivalents and investments and the gross unrealized holding gains and losses (in thousands):

	December 31, 2025			
	Amortized Cost Basis	Unrealized Gains	Unrealized Losses	Fair Value
Assets:				
Cash equivalents:				
Money market funds	\$ 41,832	\$ —	\$ —	\$ 41,832
Commercial paper	2,978	—	—	2,978
Total cash equivalents	44,810	—	—	44,810
Investments:				
U.S. Treasury securities	90,508	254	—	90,762
U.S. Non-Treasury securities	2,373	1	—	2,374
Commercial paper	13,555	8	—	13,563
Corporate debt securities	86,403	196	—	86,599
Total investments	192,839	459	—	193,298
Total assets measured at fair value	\$ 237,649	\$ 459	\$ —	\$ 238,108

	December 31, 2024			
	Amortized Cost Basis	Unrealized Gains	Unrealized Losses	Fair Value
Assets:				
Cash equivalents:				
Money market funds	\$ 36,097	\$ —	\$ —	\$ 36,097
Commercial paper	4,191	—	—	4,191
Total cash equivalents	40,288	—	—	40,288
Investments:				
U.S. Treasury securities	150,095	121	(100)	150,116
Commercial paper	12,227	12	—	12,239
Corporate debt securities	96,302	209	(106)	96,405
Total investments	258,624	342	(206)	258,760
Total assets measured at fair value	\$ 298,912	\$ 342	\$ (206)	\$ 299,048

SEER, INC.
Notes to Consolidated Financial Statements

As of December 31, 2025, the Company does not have investments that have been in a continuous unrealized loss position for twelve months or longer. To date, the Company has not recorded any credit loss charges on marketable securities related to other-than-temporary declines in market value. As of December 31, 2025, \$54.7 million of available-for-sale investments had remaining maturities between one and two years. The remainder of the available-for-sale investments have a remaining maturity of one year or less. As of December 31, 2025 and 2024, the Company recorded \$1.4 million and \$1.9 million, respectively, of accrued interest related to its available-for-sale investments and is presented as other receivables on the consolidated balance sheets.

4. OTHER FINANCIAL STATEMENT INFORMATION

Inventory

Inventory consists of the following (in thousands):

	December 31,	
	2025	2024
Raw materials	\$ 3,665	\$ 3,164
Work-in-progress	46	76
Finished goods	4,084	4,196
Total inventory	<u>\$ 7,795</u>	<u>\$ 7,436</u>

Property and Equipment, Net

Property and equipment, net consists of the following (in thousands):

	December 31,	
	2025	2024
Laboratory equipment	\$ 26,388	\$ 28,723
Computer equipment and software	3,358	1,984
Furniture and fixtures	681	681
Leasehold improvements	3,626	3,577
Construction-in-progress	127	424
Property and equipment	34,180	35,389
Less: accumulated depreciation and amortization	(19,426)	(16,814)
Total property and equipment, net	<u>\$ 14,754</u>	<u>\$ 18,575</u>

For the years ended December 31, 2025 and 2024, the Company recognized depreciation and amortization expense of \$6.1 million and \$6.2 million, respectively.

Accrued Expenses

Accrued expenses consist of the following (in thousands):

	December 31,	
	2025	2024
Accrued compensation	\$ 5,597	\$ 5,972
Accrued taxes	635	471
Accrued professional services	314	320
Other	589	1,174
Total accrued expenses	<u>\$ 7,135</u>	<u>\$ 7,937</u>

SEER, INC.
Notes to Consolidated Financial Statements

5. REVENUE AND DEFERRED REVENUE

Product revenue consists of instruments with embedded software essential to the instrument's functionality and consumables. Service revenue primarily consists of revenue received from the generation and analysis of proteomic data on behalf of customers. Related party revenue is comprised of both the sale of products and services performed for related parties, as further discussed in Note 11. Other revenue consists of shipping revenue and lease arrangements.

Deferred revenue activities consist of the following (in thousands):

	December 31,	
	2025	2024
Deferred revenue, current and noncurrent, as of the beginning of period	\$ 456	\$ 270
Additions	662	763
Revenue recognized	(771)	(577)
Deferred revenue, current and noncurrent, as of the end of period	<u>\$ 347</u>	<u>\$ 456</u>

The transaction price allocated to remaining performance obligations relates to amounts allocated to products, services and lease arrangements for which revenue has not yet been recognized. A significant portion of these performance obligations relate to service obligations that will be satisfied and recognized as revenue in future periods. As of December 31, 2025, the Company had \$0.3 million of remaining performance obligations, of which 82% is expected to be recognized within twelve months.

6. CAPITAL STOCK AND STOCKHOLDERS' EQUITY

Common Stock

As of December 31, 2025, the Company is authorized to issue 99,134,268 shares of capital stock consisting of 94,000,000 shares of Class A common stock, 134,268 shares of Class B common stock, and 5,000,000 shares of preferred stock.

Class A and Class B common stock have a par value of \$0.00001 per share. Holders of Class A common stock are entitled to one vote per share and holders of Class B common stock are entitled to 10 votes per share. Class B common shares are convertible to Class A common shares at any time at the option of the holder on a one-for-one basis. On December 9, 2025, all of the Company's outstanding Class B common stock were automatically converted (the "Conversion") into the same number of shares of Class A common stock pursuant to the terms of the Company's Amended and Restated Certificate of Incorporation, as amended. We do not expect to issue any additional shares of Class B common stock following the Conversion. On December 12, 2025, the Company filed a Certificate of Retirement with the Secretary of State of the State of Delaware effecting the retirement of the shares of Class B common stock that were issued but no longer outstanding following the Conversion.

Holders of common stock are entitled to dividends as declared by the Board of Directors, subject to rights of holders of all classes of stock outstanding having priority rights as to dividends. There have been no dividends declared to date.

SEER, INC.
Notes to Consolidated Financial Statements

Share Repurchase Program

The following table summarizes the Company's share repurchase activity for each fiscal year (in thousands except per share data):

	December 31,	
	2025	2024
Number of shares repurchased	5,264,809	6,470,102
Total cost ⁽¹⁾	\$ 10,199	\$ 11,816
Average per share cost ⁽²⁾	\$ 1.93	\$ 1.82

⁽¹⁾ Includes broker commissions and excludes excise tax.

⁽²⁾ Average price paid per share is calculated on a settlement basis and excludes broker commissions and excise tax.

As of December 31, 2025, the Company has a total of \$3.1 million, excluding broker commissions and excise tax, available under the current authorization for additional share repurchases.

On February 25, 2026, the Company's Board of Directors authorized an additional repurchase of up to \$25.0 million of its issued and outstanding Class A common stock.

7. EQUITY INCENTIVE PLANS

In 2017, the Company adopted the 2017 Stock Incentive Plan (2017 Plan), which provided for the granting of awards to employees, directors, and consultants of the Company. Awards issuable under the 2017 Plan included incentive stock options (ISOs), nonqualified stock options (NSOs), and restricted stock awards. In 2020, the Company adopted the 2020 RSU Equity Incentive Plan (2020 RSU Plan), which provided for the granting of RSUs to employees and consultants of the Company and any parent or subsidiary of the Company and members of the board of directors.

In 2020, the Company adopted the 2020 Equity Incentive Plan (2020 Plan), which became effective in connection with the IPO. Awards issuable under the 2020 Plan include ISOs, NSOs, restricted stock awards, RSUs, stock appreciation rights and performance awards, to employees and consultants of the Company or any parent or subsidiary of the Company and members of the board of directors. The Company's 2017 Plan and 2020 RSU Plan were terminated in connection with the IPO and no further grants will be made under the 2017 Plan and 2020 RSU Plan from the date that the 2020 Plan became effective.

Option Repricing

On October 4, 2024 (the Effective Date), the Board of Directors approved an option repricing. The repricing applied to nonstatutory stock options to purchase shares of the Company's Class A common stock that (i) were granted to employees under the Company's 2020 Plan or the 2017 Plan (together with the 2020 Plan, the Plans) and applicable award agreements thereunder; (ii) as of the Effective Date, were held by continuing employees; and (iii) had an exercise price per share greater than \$2.00.

SEER, INC.
Notes to Consolidated Financial Statements

The new exercise price for repriced options is \$2.00 per share, the closing price of the Company's Class A common stock on the Effective Date. However, if an employee exercises a repriced option before the end of the Retention Period, the period that begins on the Effective Date and ends on the earliest of the following: (i) April 4, 2026; (ii) a Change in Control (as defined in the 2020 Plan); and (iii) the optionholder's death or Disability (as defined in the 2020 Plan), such employee will be required to pay a premium exercise price that is equal to the original exercise price per share of such repriced option. In addition, certain option awards granted in 2023 with market conditions were amended to have an exercise price of \$2.00 and stock price hurdle amount of \$3.00 per share. There was no change to the expiration dates or service-based vesting criteria, or number of shares, and such options remain subject to the terms of the applicable Plans and award agreements.

For the service-based stock options, the repricing resulted in a total incremental stock-based compensation expense of \$2.5 million, which was calculated using the Black-Scholes option pricing model, of which \$2.1 million is associated with vested repriced options and will be recognized on a straight-line basis through the Retention Period. The remaining \$0.4 million of the incremental stock-based compensation expense is associated with unvested repriced options and will be recognized as follows: (a) if the Retention Period is greater than the remaining original vesting period of the repriced option, the incremental cost will be amortized on a straight-line basis through the Retention Period or (b) if the Retention Period is less than the remaining original vesting term of the repriced option, the incremental costs will be amortized on a straight-line basis over the remaining original vesting period.

For the 2023 market condition options, the repricing resulted in a total incremental compensation expense of \$0.2 million, which was calculated using a lattice-binomial option pricing model based on a Monte Carlo simulation.

SEER, INC.
Notes to Consolidated Financial Statements

Stock Options

Stock options to purchase the Company's Class A common stock may be granted at a per share exercise price not less than the fair market value of a share of the Company's Class A common stock at the date of grant in the case of both NSOs and ISOs, except for grants of ISOs to an employee who owns more than 10% of the voting power of all classes of stock of the Company or any parent or subsidiary of the Company, in which case the per share exercise price shall be no less than 110% of the fair market value per Class A common stock on the grant date. Stock options granted under the 2017 Plan and 2020 Plan generally vest over four years and expire no later than 10 years from the date of grant. Additional shares subject to certain equity awards that otherwise would have returned to the 2017 Plan or the 2020 RSU Plan may become available for issuance under the 2020 Plan. The 2020 Plan also provides for an annual, automatic increase in the number of shares of the Company's Class A common stock reserved for issuance under the 2020 Plan as of the first day of each fiscal year of the Company beginning with the Company's 2021 fiscal year, in an amount equal to the least of (a) 9,037,149 shares, (b) a number of shares equal to 5% of the total number of shares of all classes of common stock of the Company outstanding on the last day of the immediately preceding fiscal year, or (c) such number of shares determined by the administrator of the 2020 Plan prior to the date of such share increase. As of December 31, 2025, there are 3,591,506 shares of Class A common stock reserved for issuance under the 2020 Plan.

Stock option activity for the year ended December 31, 2025 is as follows:

	Options Outstanding	Weighted- Average Exercise Price	Weighted- Average Remaining Term (Years)	Aggregate Intrinsic Value (in thousands)
Balance at December 31, 2024	13,198,232	\$ 2.86	6.3	\$ 4,573
Options granted	964,266	2.17		
Options exercised	(28,669)	1.98		
Options forfeited	(961,117)	6.20		
Balance at December 31, 2025	<u>13,172,712</u>	<u>\$ 2.83</u>	<u>5.4</u>	<u>\$ 562</u>
Vested and exercisable, December 31, 2025	<u>8,185,158</u>	<u>\$ 3.33</u>	<u>5.0</u>	<u>\$ 412</u>

The weighted-average grant date fair value of stock options granted to employees during the years ended December 31, 2025 and 2024, was \$1.58 and \$1.37 per share, respectively. The total intrinsic value of stock options exercised during the years ended December 31, 2025 and 2024, was \$6,000 and \$11,000, respectively. As of December 31, 2025, the total unrecognized stock-based compensation related to unvested stock options, was \$3.6 million, which the Company expects to recognize over a remaining weighted-average period of 2.0 years.

The fair value of stock options granted to employees, directors, and non-employees that are calculated using the Black-Scholes option pricing model using the following assumptions:

	Year Ended December 31,	
	2025	2024
Risk-free interest rate	3.7% - 4.5%	3.5% - 4.7%
Expected volatility	79.4% - 85.5%	82.0% - 88.8%
Expected term (in years)	6.0	5.8 - 6.1
Expected dividend yield	—	—

SEER, INC.
Notes to Consolidated Financial Statements

Market Condition Options

In February 2024, the Company granted options to certain Company executives to purchase an aggregate of 1,896,901 shares of the Company's Class A common stock, with vesting subject to market conditions (Market Condition Options). The granted options are further divided into 1,032,901 shares granted to the Chief Executive Officer (the CEO Award) and 864,000 shares of executive awards. The Market Condition Options become eligible to vest if the average of the closing sales prices of a share of Class A common stock over a trailing twenty trading day period within seven years from the date of grant reaches a stock price of \$5.31 per share (the Market Price Milestone) for the CEO Award and \$3.54 per share (a Market Price Milestone) for the executive awards, respectively.

In February 2023, the Company granted options to certain Company executives to purchase an aggregate of 1,794,000 shares of the Company's Class A common stock, with vesting subject to market conditions. These Market Condition Options become eligible to vest if the average of the closing sales prices of a share of Class A common stock over a trailing twenty trading day period within seven years from the date of grant reaches a stock price of \$6.89 per share (also a Market Price Milestone). After the repricing, the modified stock price hurdle is \$3.00 per share.

Under each of the above Market Condition Options, if the Market Price Milestone is achieved, 25% of each Market Condition Option will vest upon certification of such achievement, subject to the recipient's continued service through the Market Price Milestone achievement date, and an additional 25% of each Market Condition Option will then vest on each of the one-, two- or three-year anniversaries of the Market Price Milestone achievement date, respectively, subject to the recipient's continued service through the applicable anniversary date. In the event of the Company's change in control during the seven-year performance period, the performance period will be shortened, achievement of the Market Price Milestone will be assessed based on the per share value of consideration that stockholders receive in the transaction (the change in control price), and if the Market Price Milestone is achieved on that basis, each Market Condition Option will vest in full as of immediately prior to the change in control, subject to the recipient's continued service as of immediately prior to the change in control.

Compensation expense is recognized using an accelerated attribution method based on the derived service periods for each of the Market Condition Options. Failure to meet the Market Price Milestone for an award does not result in reversal of previously recognized expense, so long as the service is provided for the duration of the respective derived service period.

For 2024 Market Condition Options, the following assumptions were used to determine the grant date fair value:

Risk-free interest rate	4.07%
Expected volatility	84.80%
Expected dividend yield	—
Strike price	\$ 1.77
Weighted-average grant date fair value	\$ 1.22

SEER, INC.
Notes to Consolidated Financial Statements

For 2023 Market Condition Options, the following assumptions were used to determine the grant date fair value:

	<u>Original Assumptions</u>	<u>Modified Assumptions</u>
Risk-free interest rate	3.94%	3.89%
Expected volatility	83.10%	81.92%
Expected dividend yield	—	—
Strike price	\$ 4.59	\$ 2.00
Stock price hurdle	\$ 6.89	\$ 3.00
Weighted-average grant date fair value	\$ 2.91	\$ 1.40

For the years ended December 31, 2025 and 2024, the Company recognized compensation expense of \$1.0 million and \$1.8 million, respectively.

As of December 31, 2025, \$0.7 million of unrecognized compensation cost related to unvested 2024 Market Condition Options is expected to be recognized as expense over a remaining weighted-average period of 1.9 years.

As of December 31, 2025, \$0.6 million of unrecognized compensation cost related to unvested 2023 Market Condition Options is expected to be recognized as expense over a remaining weighted-average period of 2.0 years.

Restricted Stock Units

The Company has granted RSUs under the 2020 RSU Plan and the 2020 Plan. Restricted stock units (RSUs) are share awards that entitle the holder to receive freely tradable shares of the Company's common stock upon vesting. The RSUs cannot be transferred and the awards are subject to forfeiture if the holder's employment terminates prior to the release of the vesting restrictions. The fair value of the RSUs is equal to the closing price of the Company's common stock on the grant date. The RSUs generally vest over four years from the vesting start date.

RSU activity for the year ended December 31, 2025 is as follows:

	<u>Number of Shares</u>	<u>Weighted-Average Grant Date Fair Value</u>
Balance at December 31, 2024	4,450,441	\$ 4.26
Granted	1,308,683	2.29
Vested	(2,455,646)	5.37
Forfeited	(431,050)	2.81
Balance at December 31, 2025	<u>2,872,428</u>	<u>\$ 2.63</u>

In connection with the vesting of restricted stock units, the Company withheld shares of Class A common stock to satisfy tax withholding and remittance obligations. For the year ended December 31, 2025, the Company withheld 359,664 shares of Class A common stock, which were retired, for \$0.8 million.

As of December 31, 2025, the total unrecognized stock-based compensation related to RSUs was \$6.5 million, which the Company expects to recognize over a remaining weighted-average period of 2.2 years.

Employee Stock Purchase Plan

In November 2020, the Company's board of directors adopted the 2020 Employee Stock Purchase Plan (ESPP), which was subsequently approved by the Company's stockholders and became effective in connection with the IPO. The ESPP permits participants to purchase common stock through payroll deductions of up to 15% of their eligible compensation.

SEER, INC.
Notes to Consolidated Financial Statements

The ESPP provides for an annual, automatic increase in the number of shares of the Company's Class A common stock reserved for issuance under the ESPP as of the first day of each fiscal year of the Company beginning with the Company's 2021 fiscal year, in an amount equal to the least of (a) 1,807,476 shares, (b) a number of shares equal to 1% of the total number of shares of all classes of common stock of the Company outstanding on the last day of the immediately preceding fiscal year, or (c) such number of shares determined by the administrator of the ESPP prior to the date of such share increase.

As of December 31, 2025, a total of 2,026,531 shares of Class A common stock are reserved for issuance under the ESPP. During the year ended December 31, 2025, 231,665 shares of Class A common stock were issued under the ESPP. As of December 31, 2025, the total unrecognized stock-based compensation related to the ESPP was \$41,000, which the Company expects to recognize over a remaining weighted-average period of 0.4 years.

The fair value of the ESPP shares is estimated using the Black-Scholes option pricing model, based on the following assumptions:

	Year Ended December 31,	
	2025	2024
Risk-free interest rate	3.8% - 4.3%	4.4% - 5.4%
Expected volatility	41.8% - 42.4%	48.6% - 66.3%
Expected term (in years)	0.5	0.5
Expected dividend yield	—	—

Stock-Based Compensation

The following table summarizes the components of stock-based compensation recognized in the Company's consolidated statements of operations and comprehensive loss (in thousands):

	Year Ended December 31,	
	2025	2024
Cost of revenue	\$ 462	\$ 1,594
Research and development	6,069	8,533
Selling, general and administrative	8,883	18,080
Total stock-based compensation	<u>\$ 15,414</u>	<u>\$ 28,207</u>

8. EMPLOYEE BENEFIT PLANS

The Company sponsors a qualified 401(k) defined contribution plan covering eligible employees. Participants may contribute a portion of their annual compensation limited to a maximum annual amount set by the Internal Revenue Service. In 2022, the Company implemented a 401(k) match program. For the fiscal years ended 2025 and 2024, the Company contributed \$0.3 million and \$0.6 million to the 401(k) plan, respectively.

SEER, INC.
Notes to Consolidated Financial Statements

9. LEASES

As a lessee, the Company leases approximately 51,000 square feet of office and laboratory space in Redwood City, California with a lease term that is set to end in September 2032. The Company has an option to renew all leased space for an additional five-year term at then-current market rates. In connection with the lease, the Company maintains a letter of credit issued to the lessor in the amount of \$0.5 million as of each of December 31, 2025 and 2024, which is secured by restricted cash and is presented as noncurrent at each date based on the term of the underlying lease.

The components of lease expense and supplemental information were as follows (in thousands):

	<u>Year Ended December 31,</u>	
	<u>2025</u>	<u>2024</u>
Operating lease costs	\$ 3,837	\$ 4,061
Variable lease costs	924	976
Short-term lease costs	136	67
Total lease costs	<u>\$ 4,897</u>	<u>\$ 5,104</u>

	<u>Year Ended December 31,</u>	
	<u>2025</u>	<u>2024</u>
Weighted-average remaining lease term (in years)	6.8	7.8
Weighted-average incremental borrowing rate	6.2%	6.2%

Variable lease costs primarily consist of common area maintenance.

Supplemental cash flow information related to leases is as follows (in thousands):

	<u>Year Ended December 31,</u>	
	<u>2025</u>	<u>2024</u>
Cash paid for amounts included in the measurement of lease liabilities	\$ 3,846	\$ 3,969

As of December 31, 2025, future minimum commitments under the Company's non-cancelable facility operating leases are as follows:

<u>Years ending December 31,</u>	
2026	\$ 3,957
2027	4,072
2028	4,191
2029	4,312
2030	4,444
Thereafter	8,118
Total undiscounted future minimum lease payments	29,094
Present value adjustment for minimum lease commitments	(5,441)
Total operating lease liabilities	<u>\$ 23,653</u>

SEER, INC.
Notes to Consolidated Financial Statements

10. COMMITMENTS AND CONTINGENCIES

Purchase Commitments and Obligations

From time to time, the Company has certain purchase commitments related to its inventory management, cloud-based information systems, property and equipment maintenance and support services, and various other products and services over periods that extend beyond one year. The contractual obligations represent future cash commitments and liabilities under agreements with third parties and exclude orders for goods and services entered into in the normal course of business that are not enforceable or are subject to change. These outstanding commitments amounted to \$0.4 million and \$4.5 million as of December 31, 2025 and 2024, respectively.

Guarantees and Indemnifications

In the normal course of business, the Company enters into agreements that contain a variety of representations and provide for general indemnification. The Company's exposure under these agreements is unknown because it involves claims that may be made against the Company in the future. The Company has entered into indemnification agreements with certain directors and officers that require the Company, among other things, to indemnify them against certain liabilities that may arise by reason of the status or service as directors or officers. To date, the Company has not paid any claims or been required to defend any action related to its indemnification obligations. As of December 31, 2025 and 2024, the Company does not have any material indemnification claims that were probable or reasonably possible and consequently has not recorded related liabilities.

Contingencies

From time to time, the Company may become involved in legal proceedings arising in the ordinary course of business. The Company is not currently a party to any material legal proceedings.

11. RELATED PARTY TRANSACTIONS

In August 2020, the Company formed a new entity, PrognomiQ, Inc. (PrognomiQ), and entered into a stock purchase agreement with PrognomiQ, pursuant to which the Company transferred to PrognomiQ certain assets that comprise the Company's human diagnostics activities in exchange for all the outstanding equity interests of PrognomiQ. The Company subsequently completed a pro-rata distribution to its stockholders of most of the shares of capital stock of PrognomiQ.

As of December 31, 2025 and 2024, the Company recorded \$0.3 million and \$0.4 million in related party receivables, respectively, on the consolidated balance sheets mainly due from product sales and service revenue. For the years ended December 31, 2025 and 2024, the Company recognized revenue of \$0.8 million, primarily from services, and \$2.3 million, of which \$1.6 million was from product sales, respectively, and is presented as related party revenue on the consolidated statements of operations and comprehensive loss.

On August 12, 2024, the Company entered into a preferred stock purchase agreement with PrognomiQ, pursuant to which the Company purchased \$10.0 million of PrognomiQ's Series D Preferred Stock. On July 31, 2025, the Company made an additional \$1.9 million investment in the same series. Subsequently, in January 2026, the Company made an additional \$1.5 million investment. The investment is accounted for as an equity security in accordance with ASC 321.

SEER, INC.
Notes to Consolidated Financial Statements

As of December 31, 2025, the carrying value of the investment was \$3.4 million and is included in other assets on the consolidated balance sheets. The carrying value is adjusted by the Company's share in loss in the equity method investment. For the year ended December 31, 2025 and 2024, there were no impairment and recognized gains or losses to the carrying value.

12. NET LOSS PER SHARE ATTRIBUTABLE TO COMMON STOCKHOLDERS

As discussed above in Note 6, on December 9, 2025, all of the Company's outstanding Class B common stock were automatically converted (the "Conversion") into the same number of shares of Class A common stock pursuant to the terms of the Company's Amended and Restated Certificate of Incorporation, as amended. We do not expect to issue any additional shares of Class B common stock following the Conversion. On December 12, 2025, the Company filed a Certificate of Retirement with the Secretary of State of the State of Delaware effecting the retirement of the shares of Class B common stock that were issued but no longer outstanding following the Conversion. As the liquidation and dividend rights were identical, the Company's undistributed earnings or losses were allocated on a proportionate basis among the holders of Class A and Class B common stock. As a result, the net loss per share attributed to common stockholders was, therefore, the same for both Class A and Class B common stock on an individual or combined basis.

The following table shows the computation of basic and diluted net loss per share (in thousands, except share and per share data):

	<u>Year Ended December 31,</u>	
	<u>2025</u>	<u>2024</u>
Numerator:		
Net loss attributable to Class A and Class B common stockholders	\$ (73,600)	\$ (86,599)
Denominator:		
Weighted-average shares used in computing net loss per share attributable to Class A and Class B common stockholders, basic and diluted	<u>57,447,580</u>	<u>62,348,012</u>
Net loss per share attributable to Class A and Class B common stockholders, basic and diluted	<u>\$ (1.28)</u>	<u>\$ (1.39)</u>

The following outstanding shares of potentially dilutive securities were excluded from the computation of diluted net loss per share attributable to common stockholders for the periods presented, because including them would have been anti-dilutive (on an as-converted basis):

	<u>December 31,</u>	
	<u>2025</u>	<u>2024</u>
Class A common stock options issued and outstanding	13,172,712	13,198,232
Restricted stock units	2,872,428	4,450,441
Estimated ESPP shares to be issued	99,875	121,348
Total	<u>16,145,015</u>	<u>17,770,021</u>

SEER, INC.
Notes to Consolidated Financial Statements

13. INCOME TAXES

The components of the provision for income taxes are summarized as follows (in thousands):

	Year ended December 31,	
	2025	2024
Current:		
Federal	\$ —	\$ —
State	—	—
Foreign	207	346
Total current	207	346
Deferred:		
Federal	—	—
State	—	—
Foreign	(6)	(248)
Total deferred	(6)	(248)
Provision for income taxes	\$ 201	\$ 98

A reconciliation of the U.S. federal statutory rate to the Company's effective tax rate for the year ended December 31, 2025, subsequent to the adoption of ASU 2023-09, including the amount and percentage of income before taxes, was as follows (in thousands, except percentages):

	Year Ended December 31, 2025	
	Amount	Percentage
Federal tax benefit at statutory rate	\$ (15,414)	21.0%
State taxes, net of federal benefit ⁽¹⁾	(242)	0.3%
Foreign tax effects	73	(0.1)%
Research and development credits	(1,560)	2.1%
Changes in valuation allowance	14,090	(19.2)%
Nontaxable or nondeductible items		
Executive compensation	274	(0.4)%
Stock-based compensation	1,657	(2.3)%
Other	99	(0.1)%
Changes in unrecognized tax benefits	632	(0.9)%
Other adjustments	592	(0.8)%
Provision for income taxes	\$ 201	(0.3)%

⁽¹⁾ State taxes in California made up greater than 50% of the tax effect in this category.

SEER, INC.
Notes to Consolidated Financial Statements

A reconciliation of the U.S. federal statutory rate to the Company's effective tax rate for the year ended December 31, 2024, prior to the adoption of ASU 2023-09, was as follows (in thousands):

	Year Ended December 31, 2024
Federal tax benefit at statutory rate	\$ (18,166)
State taxes, net of federal benefit	(2,492)
Change in valuation allowance	17,136
Stock-based compensation tax deduction over book expense	4,730
Permanent differences	33
Research and development credits	(2,123)
Executive compensation limitation	1,926
Other	(946)
Provision for income taxes	<u>\$ 98</u>

Income taxes paid, net of refunds, during the period presented were as follows (in thousands):

	Year Ended December 31, 2025
Federal	\$ —
State	—
Foreign	
United Kingdom	154
Germany	28
Total income taxes paid, net of refunds	<u>\$ 182</u>

Deferred income tax reflects the tax effects of temporary differences between the carrying amounts of assets and liabilities for financial reporting purposes and the amounts used for income tax purposes. The categories that give rise to significant components of the Company's deferred tax assets and liabilities are as follows (in thousands):

	December 31,	
	2025	2024
Deferred tax assets:		
Net operating loss carryforwards	\$ 69,558	\$ 50,602
Accruals and reserves	1,050	1,259
Research and development credits	10,435	8,538
Stock-based compensation	10,670	11,408
Lease liabilities	5,776	6,664
Capitalized research and experimentation	13,392	17,879
Fixed assets	—	269
Other	2,145	641
Gross deferred tax assets	113,026	97,260
Valuation allowance	(107,579)	(91,163)
Deferred tax liabilities:		
Fixed assets	(190)	—
Right-of-use assets	(5,003)	(5,849)
Gross deferred tax liabilities	(5,193)	(5,849)
Total net deferred tax assets:	<u>\$ 254</u>	<u>\$ 248</u>

SEER, INC.
Notes to Consolidated Financial Statements

The tax benefit of net operating losses, temporary differences, and credit carryforwards are recorded as an asset to the extent that management assesses that realization is more likely than not. Management assesses the available positive and negative evidence to estimate whether sufficient future taxable income will be generated to permit use of existing deferred. In the U.S, a significant piece of objective negative evidence evaluated was the cumulative loss incurred since the Company’s incorporation in 2017. Such objective evidence limits the ability to recognize the domestic net deferred tax assets. The amount of the net deferred tax assets considered realizable, could be adjusted as estimates of future taxable income during the carryforward period are reduced or increased or if objective negative evidence in the form of cumulative losses is no longer present and additional weight is given to subjective evidence, such as the Company’s projections for growth. For the years ended December 31, 2025 and 2024, the net changes in the net valuation allowance were an increase of \$16.4 million and \$17.1 million, respectively.

As of December 31, 2025 and 2024, the Company had federal net operating loss carryforwards of approximately \$262.4 million and \$182.3 million, respectively, which will carryforward indefinitely for federal tax purposes. At December 31, 2025 and 2024, the Company had state net operating loss carryforwards of approximately \$226.6 million and \$185.7 million, respectively, which will begin to expire in 2035 for state tax purposes.

As of December 31, 2025 and 2024, the Company had federal research and development credit carryforwards of approximately \$8.6 million and \$7.0 million, respectively, which begin to expire in 2039 and state research and development credit carryforwards of approximately \$6.8 million and \$5.5 million, respectively, which will carry forward indefinitely.

Utilization of the Company’s federal and state net operating loss and tax credit carryforwards may be subject to an annual limitation in the event that there is a change in ownership as provided by Section 382 of the Internal Revenue Code and similar state codes. Such limitation could result in a deferral or expiration of the utilization of the net operating loss and tax credit carryforwards. The Company concluded that while ownership changes occurred in 2018, 2020, and 2022, no tax attributes are expected to expire unutilized as a result of the Section 382 limitation.

As of December 31, 2025 and 2024, the Company had unrecognized tax benefits of approximately \$3.8 million and \$3.1 million, respectively. The amount of unrecognized tax benefits is not expected to significantly change over the next twelve months. No amounts, outside of valuation allowance, would impact the effective tax rate on the continuing operations. The beginning and ending unrecognized tax benefits amounts are as follows (in thousands):

	December 31,	
	2025	2024
Beginning balance	\$ 3,136	\$ 2,364
Change related to prior year positions	—	—
Change related to current year positions	697	772
Ending balance	<u>\$ 3,833</u>	<u>\$ 3,136</u>

It is the Company’s policy to include penalties and interest expense related to income taxes as a component of other expense and interest expense, respectively, as necessary. Management determined that no accrual for interest and penalties was required as of December 31, 2025.

The Company files tax returns in the U.S., United Kingdom, and Germany. Domestic tax returns will remain open for examination by the federal and state taxing authorities for three and four years, respectively, from the date of utilization of any net operating loss carryforwards or research and development credits.

SEER, INC.
Notes to Consolidated Financial Statements

14. SEGMENT REPORTING

The Company manages its business activities on a consolidated basis and operates in one reportable segment.

The Company's chief operating decision maker (CODM) is the chief executive officer. The CODM makes decisions on resource allocation, assesses performance of the business, and monitors budget versus actual results using net loss. The CODM does not evaluate operating segment using asset or liability information.

The following table sets forth information on segment net loss, including significant segment expenses (in thousands):

	Year Ended December 31,	
	2025	2024
Revenue	\$ 16,578	\$ 14,170
Cost of revenue	8,113	7,115
Gross profit	8,465	7,055
Operating expenses:		
Compensation expenses	35,042	36,774
Stock-based compensation	15,414	28,207
Professional expenses	12,579	15,032
Business expenses	9,304	9,852
Facility expenses	6,093	6,379
Depreciation and amortization	5,123	5,836
Other ⁽¹⁾	2,902	5,076
Total operating expenses	86,457	107,156
Interest income	11,522	16,666
Loss on equity method investment	(5,919)	(2,649)
Other expense	(1,010)	(417)
Provision for income taxes	201	98
Net loss	<u>\$ (73,600)</u>	<u>\$ (86,599)</u>

⁽¹⁾ Other includes laboratory expenses, travel expenses, and allocated costs.

As of December 31, 2025 and 2024, long-lived assets were primarily located in the United States.

15. SUBSEQUENT EVENTS

The Company evaluated subsequent events from December 31, 2025, the date of these consolidated financial statements, through March 2, 2026, which represents the date the consolidated financial statements were available to be issued for events requiring recording or disclosure in the consolidated financial statements for the year ended December 31, 2025. The Company concluded that no events have occurred that would require recognition or disclosure in the consolidated financial statements.

Item 9. Changes in and Disagreements With Accountants on Accounting and Financial Disclosure

None.

Item 9A. Controls and Procedures

Evaluation of Disclosure Controls and Procedures

Under the supervision and with the participation of our management, including our Chief Executive Officer (CEO), and Chief Financial Officer (CFO), we evaluated the effectiveness of the design and operation of our disclosure controls and procedures pursuant to Rule 13a-15(e) and 15d-15(e) under the Securities Exchange Act of 1934, as amended (the Exchange Act) as of the end of the period covered by this report. Our disclosure controls and procedures are designed to ensure that information required to be disclosed in the reports we file or submit under the Exchange Act is recorded, processed, summarized and reported within the time periods specified in the SEC's rules and forms, and that such information is accumulated and communicated to our management, including the CEO and the CFO, to allow timely decisions regarding required disclosures. Any controls and procedures, no matter how well designed and operated, can provide only reasonable assurance of achieving the desired control objective and management necessarily applies its judgment in evaluating the cost-benefit relationship of possible controls and procedures. Based on that evaluation, our CEO and CFO have concluded, as of December 31, 2025 our disclosure controls and procedures were effective to provide reasonable assurance that information required to be disclosed in the reports that we file or submit under the Exchange Act is recorded, processed, summarized and reported within the time periods specified in the SEC's rules and forms, and that such information is accumulated and communicated to our management, including our CEO and CFO, as appropriate, to allow timely decisions regarding required disclosures.

Management's Annual Report on Internal Control over Financial Reporting

Our management is responsible for establishing and maintaining adequate internal control over financial reporting (as defined in Rules 13a-15(f) and 15d-15(f) under the Exchange Act). Our internal control system is designed to provide reasonable assurance regarding the preparation and fair presentation of externally-reported consolidated financial statements in accordance with generally accepted accounting principles in the United States (U.S. GAAP). As discussed above, internal control systems, no matter how well designed, have inherent limitations and can provide only reasonable assurance that their objectives have been met.

As of December 31, 2025, our management conducted an evaluation, under the supervision and with the participation of our CEO and CFO, of the effectiveness of our internal control over financial reporting based upon the framework in the *Internal Control - Integrated Framework* (2013), issued by the Committee of Sponsoring Organizations of the Treadway Commission. Based upon that evaluation, our CEO and CFO concluded that our internal control over financial reporting was effective as of December 31, 2025.

We are a smaller reporting company, and therefore our independent registered public accounting firm has not issued a report on the effectiveness of internal control over financial reporting.

Inherent Limitations on Effectiveness of Controls

Our management, including our CEO and CFO, does not expect that our disclosure controls and procedures or our internal control over financial reporting will prevent or detect all errors and all fraud. A control system, no matter how well designed and operated, can provide only reasonable, not absolute, assurance that the control system's objectives will be met. The design of a control system must reflect the fact that there are resource constraints, and the benefits of controls must be considered relative to their costs. Further, because of the inherent limitations in all control systems, no evaluation of controls can provide absolute assurance that misstatements due to error or fraud will not occur or that all control issues and instances of fraud, if any, within a company have been detected. These inherent limitations include the realities that judgments in decision-making can be faulty and that breakdowns can occur because of simple error or mistake. Controls can also be circumvented by the individual acts of some persons, by collusion of two or more people or by management override of the controls. The design of any system of controls is based in part on certain assumptions about the likelihood of future events, and there can be no assurance that any design will succeed in achieving its stated goals under all potential future conditions. Projections of any evaluation of controls effectiveness to future periods are subject to risks. Over time, controls may become inadequate because of changes in conditions or deterioration in the degree of compliance with policies or procedures.

Changes in Internal Control over Financial Reporting

There have been no changes in our internal control over financial reporting that occurred during the year ended December 31, 2025 that have materially affected, or are reasonably likely to materially affect, our internal control over financial reporting.

Item 9B. Other Information

Insider Trading Arrangements

No officers or directors, as defined in Rule 16a-1(f) under the Exchange Act, adopted or terminated a "Rule 10b5-1 trading arrangement" or "non-Rule 10b5-1 trading arrangement," each as defined in Regulation S-K Item 408, during the last fiscal quarter.

Item 9C. Disclosure Regarding Foreign Jurisdictions that Prevent Inspections

None.

PART III.

Item 10. Directors, Executive Officers and Corporate Governance

We have adopted a written code of business conduct and ethics that applies to our directors, officers and employees, including our principal executive officer, principal financial officer, principal accounting officer or controller or, persons performing similar functions. The code of business conduct and ethics is available on our website at <http://seer.bio>. We intend to disclose future amendments to such code, or any waivers of its requirements, applicable to any principal executive officer, principal financial officer, principal accounting officer or controller or persons performing similar functions, or our directors on our website identified above or in a Current Report on Form 8-K. Information contained on the website is not incorporated by reference into this Annual Report.

The remaining information required under this item is incorporated herein by reference to our definitive proxy statement (the "Proxy Statement") pursuant to Regulation 14A under the Securities Exchange Act of 1934, as amended, which Proxy Statement is expected to be filed with Securities and Exchange Commission not later than 120 days after the close of our fiscal year ended December 31, 2025.

Item 11. Executive Compensation

The information required by this item will be set forth in the Proxy Statement and is incorporated herein by reference.

Item 12. Security Ownership of Certain Beneficial Owners and Management and Related Stockholder Matters

The information required by this item will be set forth in the Proxy Statement and is incorporated herein by reference.

Item 13. Certain Relationships and Related Transactions, and Director Independence

The information required by this item will be set forth in the Proxy Statement and is incorporated herein by reference.

Item 14. Principal Accounting Fees and Services

The information required by this item will be set forth in the Proxy Statement and is incorporated herein by reference.

PART IV.

Item 15. Exhibits and Financial Statement Schedules

The following documents are filed as part of this Annual Report:

1. Financial Statements: The financial statements filed as part of this Annual Report are included in Part II, Item 8 of this Annual Report.
2. Financial Statement Schedules: Financial statement schedules have been omitted in this Annual Report because they are not applicable, not required under the instructions or the information requested is set forth in the financial statements or related notes thereto.
3. Exhibits: The list of exhibits filed with this Annual Report on Form 10-K is set forth in the Exhibit Index preceding the signature page and is incorporated herein by reference or filed with this Annual Report on Form 10-K, in each case as indicated therein (numbered in accordance with Item 601 of Regulation S-K).

Exhibit Number	Description	Form	File No.	Exhibit	Filing Date
3.1	Amended and Restated Certificate of Incorporation of the Registrant.	8-K	001-39747	3.1	12/8/2020
3.2	Amendment to the Amended and Restatement Certificate of Incorporation of the Company.	8-K	001-39747	3.1	6/16/2023
3.3	Amended and Restated Bylaws of the Registrant.	8-K	001-39747	3.2	6/16/2023
3.4	Certificate of Retirement.	8-K	001-39747	3.1	12/12/2025
4.1	Form of common stock certificate of the Registrant.	S-1	333-250035	4.1	11/12/2020
4.2	Description of the Registrant's securities registered pursuant to Section 12 of the Securities Exchange Act of 1934.	10-K	001-39747	4.2	3/3/2025
10.1+	Form of Indemnification Agreement between the Registrant and each of its directors and executive officers.	S-1	333-250035	10.1	11/12/2020
10.2+	2020 Equity Incentive Plan and related form agreements.	S-1/A	333-250035	10.2	11/30/2020
10.3+	2017 Stock Incentive Plan and related form agreements.	10-K	001-39747	10.3	3/3/2025
10.4+	2020 RSU Equity Incentive Plan and related form agreements.	S-1/A	333-250035	10.4	11/30/2020
10.5+	Amended and Restated 2020 Employee Stock Purchase Plan and related form agreements.	S-8	333-270351	4.3	3/8/2023

10.6+	Confirmatory Offer Letter between the Registrant and Dr. Omid Farokhzad, dated November 30, 2020.	S-1/A	333-250035	10.7	11/30/2020
10.7+	Confirmatory Offer Letter between the Registrant and David Horn, dated November 30, 2020.	S-1/A	333-250035	10.9	11/30/2020
10.8+	CEO Change in Control and Severance Agreement between the Registrant and Dr. Omid Farokhzad, dated November 30, 2020.	S-1/A	333-250035	10.10	11/30/2020
10.9+	Executive Incentive Compensation Plan.	S-1/A	333-250035	10.11	11/30/2020
10.10#	Umbrella Development & Supply Agreement between the Registrant and Hamilton Company, dated March 9, 2020.	S-1	333-250035	10.14	11/12/2020
10.11#	Exclusive Patent License Agreement between the Registrant and The Brigham and Women's Hospital, Inc., dated December 18, 2017.	S-1	333-250035	10.15	11/12/2020
10.12+	Outside Director Compensation Policy (as amended on February 25, 2026).				*
10.13+	Key Executive Change in Control and Severance Plan, and form of Participation Agreement thereunder.	10-Q	001-39747	10.1	11/7/2023
19.1	Insider Trading Policy.	10-K	001-39747	19.1	3/4/2024
21.1	List of Subsidiaries of the Registrant.	10-K	001-39747	21.1	3/3/2025
23.1	Consent of Deloitte & Touche LLP, independent registered public accounting firm.				*
31.1	Certification of Principal Executive Officer Pursuant to Rules 13a-14(a) and 15d-14(a) under the Securities Exchange Act of 1934, as Adopted Pursuant to Section 302 of the Sarbanes-Oxley Act of 2002.				*
31.2	Certification of Principal Financial Officer Pursuant to Rules 13a-14(a) and 15d-14(a) under the Securities Exchange Act of 1934, as Adopted Pursuant to Section 302 of the Sarbanes-Oxley Act of 2002.				*
32.1†	Certification of Principal Executive Officer Pursuant to 18 U.S.C. Section 1350, as Adopted Pursuant to Section 906 of the Sarbanes-Oxley Act of 2002.				*
32.2†	Certification of Principal Financial Officer Pursuant to 18 U.S.C. Section 1350, as Adopted Pursuant to Section 906 of the Sarbanes-Oxley Act of 2002.				*
97.1	Compensation Clawback Policy	10-K	001-39747	97.1	3/4/2024

- 101.INS Inline XBRL Instance Document
- 101.SCH Inline XBRL Taxonomy Extension Schema Document
With Embedded Linkbase Documents
- 104 Cover Page Interactive Data File - the Cover Page
Interactive Data File does not appear in the Interactive
Data File because its XBRL tags are embedded within the
Inline XBRL document.

+ Indicates management contract or compensatory plan.

† The certifications attached as Exhibit 32.1 that accompany this Annual Report on Form 10-K, are deemed furnished and not filed with the Securities and Exchange Commission and are not to be incorporated by reference into any filing of the Registrant under the Securities Act of 1933, as amended, or the Securities Exchange Act of 1934, as amended, whether made before or after the date of this Annual Report on Form 10-K, irrespective of any general incorporation language contained in such filing.

Confidential treatment has been requested for portions of this exhibit. These portions have been omitted and have been filed separately with the Securities and Exchange Commission.

* Filed herewith

Item 16. Form 10-K Summary

None.

SIGNATURES

Pursuant to the requirements of Section 13 or 15(d) of the Securities Exchange Act of 1934, as amended, the Registrant has duly caused this Report to be signed on its behalf by the undersigned, thereunto duly authorized.

Date: March 2, 2026

SEER, INC.

By: /s/ Omid Farokhzad, M.D.
Omid Farokhzad, M.D.
Chief Executive Officer

Pursuant to the requirements of the Securities Exchange Act of 1934, as amended, this Report has been signed below by the following persons on behalf of the Registrant in the capacities and on the dates indicated.

<u>SIGNATURE</u>	<u>TITLE</u>	<u>DATE</u>
<u>/s/ Omid Farokhzad, M.D.</u> Omid Farokhzad, M.D.	Chief Executive Officer and Chair of the Board of Directors <i>(Principal Executive Officer)</i>	March 2, 2026
<u>/s/ David R. Horn</u> David R. Horn	Chief Financial Officer and President <i>(Principal Financial Officer and Accounting Officer)</i>	March 2, 2026
<u>/s/ Meeta Gulyani</u> Meeta Gulyani	Director	March 2, 2026
<u>/s/ Robert Langer, Sc.D.</u> Robert Langer, Sc.D.	Director	March 2, 2026
<u>/s/ Terrance McGuire</u> Terrance McGuire	Director	March 2, 2026
<u>/s/ Deep Nishar</u> Deep Nishar	Director	March 2, 2026
<u>/s/ Isaac Ro</u> Isaac Ro	Director	March 2, 2026
<u>/s/ Nicolas Roelofs, Ph.D.</u> Nicolas Roelofs, Ph.D.	Lead Independent Director	March 2, 2026

